



New Tracks Modeling Observations

Sponsored by:



Brennan's Model Railroading

<https://www.brennansmodelrr.com/>

(816)-252-4605

Welcome to the New Tracks Modeling Observations Newsletter. Updates to our regularly scheduled program segments are also included along with the advance schedule for April and May (see schedule on page 20). We have announcements of new products from vendors and news about trains shows and conventions. Current news about the New Tracks Modeling Scholarship is also included. And as always, if you want to write an article, send in your tip or "trick" about any aspect of model railroading, or just share a photo or two of a model you are building, just contact me directly. Send your questions and suggestion for this newsletter to:

Martin.Brechbiel@newtracksmodeling.com.

From Jim Kellow, MMR: Luxury Train Club

While researching my first Bucket List Train Trip article I discovered the Luxury Train Club. It is free to join and subscribe to their newsletter. It has Luxury Train trips that I have never heard of on their website. Here is the link: <https://novaappai.page.link/2remwd8dXtjzSUB87>

I believe there are many modeling opportunities for us in researching and, if possible, riding on some of these Luxury Trains. Some of you may already have done so. In addition to the train trips there are unique destinations that may provide us with additional modeling opportunities.

I believe there is a place for Bucket List or Luxury model railroading in our hobby that needs to be discussed. It is one way to differentiate our modeling and model railroads from what everyone else has built. That is one of the main purposes of my Bucket List Train Trip articles. The first one will be in print soon. Let me know what you think!!

Organizational Sponsors for New Tracks Modeling

Thanks to our current Sponsors for their financial support to help pay for Shows, Zoom, YouTube, and other related out of pocket costs.



Brennan's Model Railroading
<https://www.brennansmodelrr.com/>
(816)-252-4605



O Scale Central
<https://oscalecentral.com/>



National Association of S Gaugers
<https://www.nasg.org/>



National Capital Trains
<https://nationalcapitaltrains.com/>

Mainline Hobby Supply
<https://mainlinehobby.com/>



New Creations Victorian Railroad Buildings, LLC
<https://newcreationsvictorian.com/>

Millhouse River Studio
<https://www.studiozphoto.com/Millhouse.html>



Regularly Scheduled Segments that you can see weekly on New Tracks Modeling

Scratchbuilder's Corner

by Martin Brechbiel, MMR (Martin.Brechbiel@newtracksmodeling.com)

Scratchbuilder's Corner continues to present aspects of scratchbuilding primarily with wood as the medium to build structures and rolling stock, but also includes the use of other materials such as styrene, brass, resin, and other casting materials.



Intentions here are to teach & share techniques and “tricks” that can be adapted into your own scratchbuilding projects working from simple projects up through ones of increasing complexity. As such, this is not so much to provide projects that you are intended to build yourself, although that is certainly possible. Segments in February covered building two different fuel MoW cars featuring some brass fabrication to accompany the usual wood, styrene, and other materials. In much of March, this part of the show will move back to scratchbuilding a structure, the J.B Books house. As we move forward through April into 2024, scratchbuilding more cars even some of prototype origins are expected to follow along with building of vintage old kits and what I term “resurrection” projects that require a healthy measure of scratchbuilding to complete will be presented.

New Tracks Modeling Mentoring Scholarship

For Modeling's Future

by Bob Davidson, Chairman of New Tracks Scholarship Committee
(NTMMS@newtracksmodeling.com)

CALL TO ACTION!!

The New Tracks Modeling Mentoring Scholarship will be offering three \$2,000.00 scholarship to young modelers for the 2024-2025 academic year. Please help us spread the word to all high-school senior, college and technical school students

who are or will be pursuing a STEAM related course of study and encourage them to apply for the scholarship. Applications for the 2024-2025 scholarships remain open until July 1, and can be viewed under the Scholarship tab at newtracksmodeling.com

Also, please let members of any train clubs or other organizations you may belong to know about the scholarship program and encourage interested students to apply. We've received several applications already, but would like to see many more.

Our banners and flyers will be shown at upcoming shows this Spring across the country. If you or your group are interested in having a banner, or can help distribute flyers at your local shows or meetings, please let us know.

We're continuing to raise funds for future scholarships. Please consider making a donation by visiting the scholarship site (newtracksmodeling.com/scholarship) and clicking on the donate link.

If you have any questions, please contact Bob Davidson at NTMMS@newtracksmodeling.com

Brass Corporate Sponsors:




Brennan's Model Railroading
<https://www.brennansmodelrr.com/>



Great Scale Model Train Show
<https://www.gsmts.com/>



The Model Railroad Resource LLC
<https://sscaleresource.com/WP/>
<https://oscaleresource.com/WP/>



New Creations Victorian Railroad Buildings, LLC
<https://newcreationsvictorian.com/>

New Tracks Modeling “MY BUILD” 2024

by Chris Course (railrunner130@hotmail.com)

Model railroading is about sharing and the monthly MY BUILD is your opportunity to share and show off your build with the world. Trains, structures, or boats, it doesn't matter. It doesn't have to be your latest build. Heck, it could even be something you found at a yard or estate sale and just thought was neat. Or, maybe if you're stuck on something, need a different technique, or are stumped on how to proceed on a project. This is a good part of the show to ask questions. Please ask. We can help. The March My Build is on YouTube at:

<https://youtu.be/MwYQohWZ-8Q>

Every other month, six times each year, we have a theme. These are not rigid. If you can find something to share that fits in a category, regardless of being “outside the box”, that is ENCOURAGED!

The remaining schedule and topics for the **2024** My Builds are:

- April 2024** Spring! scenery, flora, vegetation, trees, something wild, flower boxes, vines, backdrops, planting crops, world awakening after winter, greenhouses;
- May** Free for all! Anything goes!
- June** Water. Waterfront buildings, wharves, boats, covered bridges, water tanks, anything water related;
- July** Free for all! Anything goes!
- August** Harvest. farm equipment, grain elevators, hopper cars, mills, tractors, agriculture, barns, chicken coops, livestock, cattle pens/ranching, cattle cars, reefer cars;
- September** Free for all! Anything goes!
- October** Halloween. Haunted houses, abandoned buildings, abandoned railroad cars, scarecrows, derelict engines;
- November** Free for all! Anything goes!
- December** Holiday. Santa, Christmas billboard cars, snow scenery, snow plows, people ice skating, holiday lighting, holiday decorations.
- January 2025** Free for all! Anything goes!

February Oddities. Aliens, UFO dealership (for example), steampunk, a jackelope skull on the front of some oddball, backwoods engine (another example), non-prototypical trains, depressed center flatcars;

March Free for all! Anything goes!

Shantytown on The Rustic Buff & Old Gothic Railroad


by Thomas P. Farrell, Jr.

Shantytown on the On30 Rustic Buff & Old Gothic Railroad is essentially finished, with its construction extensively documented on the live YouTube show "New Track Modeling" in ~40 YouTube videos. To access these videos, which are individually broken-out from the show, simply search for "The Rustic Buff & Old Gothic On30 model railroad New Tracks Modeling" on YouTube.



Here's a little background and statistics on my Shantytown scene. The Great Depression was the longest and deepest downturn in the history of the United States and lasted more than a decade, beginning in 1929 and ending in 1941.

Following the staggering loss of jobs and homes endured by countless Americans during the Great Depression, a significant number sought refuge in shantytowns. These improvised settlements, mockingly dubbed "Hoovervilles" after President Herbert Hoover, whom many blamed for the economic downturn, frequently emerged along riverbanks, offering residents access to water, and where railroad lines were commonly situated.



In general, properties along railroad tracks are frequently neglected and run-down—ideal conditions for makeshift homeless camps and likely to remain untouched by authorities. These improvised shelters, crafted from salvaged materials like lumber, tarpaper, cardboard, roof tin, and sometimes glass, served as modest refuges for individuals grappling with the repercussions of the Great Depression.

The setting of RB & OG is 1930; the peak of the Great Depression and it incorporates many of these depression-era elements in its theme, including multiple hobo camps & homeless encampments, and an entire medium-sized town aptly named “Shantytown.”

The RB&OG Shantytown scene was started in June 2023, and features:

- 12 Unique, One-of-a-kind Scratch-Built Structures
- One Kit-bashed Structure (Foggy Mountain Models)
- One Guest Structure (Alan Carroll RIP 2022)
- 3 Frenchman River Model Works Boats (Resin Kits)
- One Scratch-Built Crane Skiff
- 120" Inches (10 actual feet!) of Scratch Built Fencing
- 51 Figures & 3 Dogs, all Arttista O-Scale Figures

Next up on the Rustic Buff & Old Gothic is the Turtle Creek scene, showcasing mining areas, tunnels, retaining walls, a small town, and, naturally, additional homeless encampments! See us every Wednesday at 7:00pm Eastern on the live YouTube channel "New Tracks Modeling."



What's to know about The Scales We Model In?

We have had many discussions with modelers who ask, “What is O scale or N scale all about? Does anyone really model in S scale? Can I really scratchbuild a model in N scale?” Your scale of choice may be G, O or O Hi-Rail, S, HO, or N, and there are others yet that modelers choose to build in today. However, we frequently know little about the details of other scales, are possessed of misinformation, or simple mythology.

To discuss this on a regular basis, New Tracks Modeling is running monthly segments on G, O, O Hi-Rail, S, HO, and N scale hosted by knowledgeable talented modelers in each scale. These modelers will try to answer your questions, present information about what is possible to accomplish, and then present what a new modeler entering a scale might need to consider.

The remaining **2024 schedule** for “**The Scales that We Model In**” is:

| | | | | |
|---------|-------------|------------|--------|--------|
| March | 6th O, O-HR | 13th HO, N | 20th S | 27th G |
| April | 3rd O, O-HR | 10th HO, N | 17th S | 24th G |
| May | 1st O, O-HR | 8th HO, N | 15th S | 22nd G |
| June | 5th O, O-HR | 12th HO, N | 19th S | 26th G |
| July | 3rd O, O-HR | 10th HO, N | 17th S | 24th G |
| August | 7th O, O-HR | 14th HO, N | 21st S | 28th G |
| Sept. | 4th O, O-HR | 11th HO, N | 18th S | 25th G |
| October | 2nd O, O-HR | 9th HO, N | 16th S | 30th G |
| Nov. | 6th O, O-HR | 13th HO, N | 20th S | 27th G |
| Dec. | 4th O, O-HR | 11th HO, N | 18th S | 25th G |
| Jan. | 1st O, O-HR | 8th HO, N | 15th S | 22nd G |

If you have specific questions you want addressed, or a specific person you would like to see interviewed on a scale segment, please contact the appropriate host. Their email addresses are shown below.

G Scale Modeling hosted by Steve Bittinger (4/24)

March 27 See: <https://www.youtube.com/watch?v=kvwXOGAmKL8>
Steve.Bittinger@newtracksmodeling.com

Sponsored by New Creations Victorian Railroad Buildings LLC

The program will be on repurposing everyday materials into useful modeling materials and unique tools for G scale modelers. This will be a demonstration from my workshop.

O Scale Modeling hosted by David Schultz (4/3)

Sponsored by O Scale Central

David.Schultz@newtracksmodeling.com

March 6 See: <https://www.youtube.com/watch?v=nyqc6bl-ERY>

David continues presenting O Scale on a budget

O Gauge Hi-Rail Modeling hosted by Dennis Brennan (4/3)

Sponsored by Millhouse River Studio


dennis.brennan@newtracksmodeling.com

March 6 See:

<https://www.youtube.com/watch?v=OUIUTBtuMPE>

Don't overlook simple Plasticville kits! In March the topic will be: "Kitbashing a Plasticville Switch Tower."

With some paint and a few simple details, the Bachmann Plasticville Switch Tower can be made into a credible model.




S Scale Modeling hosted by Jamie Bothwell (4/17)

Sponsored by National S Gauge Association (NASG)

jamie.bothwell610@gmail.com

I will talk about why someone would model in S for the April show.



HO scale Modeling hosted by Ed O'Rourke (4/10)

Sponsored by Mainline Hobby Supply

Ed.O'Rourke@newtracksmodeling.com

March 13 See:

<https://www.youtube.com/watch?v=cUuoYQEHyy4>

In April, I will be finishing up my presentation on expanding the Canal Line.

N Scale Modeling hosted by Clem Harris (4/10)

Sponsored by National Capital Trains

Clem.Harris@newtracksmodeling.com

For April, I'll continue working on the BNSF 9653 doing the sound installation.



The daily passenger service (an All-Nation Windsplitter kit) makes its way around the south end of Lemasters.

Ipswich Hobbies

Jack Dziadul, owner of Ipswich Hobbies will build his Section House kit starting April 10, 2024 in a **BUILD ALONG**. The kit is available in N, HO, and O Scale for New Tracks Modelers.



Special Pricing for New Tracks Modeling Viewers

1. Kit No. 6 N scale - \$15 less 20% discount = \$12
2. Kit No. 5 HO scale - \$25 less 20% discount = \$20
3. Kit No. 18 O scale - \$45 less 20% discount = \$36
4. Shipping \$8.95 – Local pick-up option

Ordering the kit

1. Discount code
NEWTRACKN = N scale (Good for one kit)
NEWTRACKHO = HO (Good for one Kit)
NEWTRACKO = O scale (Good for on kit)
2. Discount start date March 6, 2024
3. Discount end date April 15, 2024

Please visit the Ipswich Hobbies web site for more information about the company and its products: <https://ipswichhobbies.com/>


New Creations Victorian Railroad Buildings, LLC

From Alan Roger: This kit is my 1928 Bungalow in S scale. It is based on an SP prototype of a signalman's house. I doubt that the prototype was ever constructed. For the kit, I rendered the Spanish tile roofing pieces as 3D prints, as roofing of this type is unavailable in 1/64 scale. The kit includes laser-cut wood components with paper printed awnings. Check out this and other kits on the web site: <https://newcreationsvictorian.com/>





O/On30 1:48 Scale M. Spilane Building *(designed by Thomas Yorke)*



This kit is a brand new, never before produced Thomas Yorke kit featuring a brick corner building with a cut stone facade. The corner window witch's hat turret makes this building a unique addition to your layout. This kit is currently under construction and these are not finished photos. The patterns are hand carved by Tom himself. We are anticipating having this kit for sale in the next few weeks. The first photo shows the decals in place on the side wall. Note the detail on the hand carved brick and stone. The second photo shows the other side as well as the corner entrance with turret. The

decals really add nice detail! "The hole in the sidewalk is for the elevator to the lower level for supplies. Fire escape will be on this side also. The last photo shows the progress on the turret roof. This is shaping up to be a special kit you won't want to miss!



Loon's Nest in HO scale by Conowingo Models



Loon's Nest is intended to be a camp, buried in the woods. It does feature some large windows for watching wildlife from the comfort of an easy chair. However, this little house could easily be at home in suburbia. The kit features a dormer and a little, cranked smoke jack as well as front and rear stoops for taking your boots off in the rain. It also comes with real cedar shake roofing.

You can preorder your kit on the website at - [Loon's Nest Preorder](#)

The directions are about 50% done, so the kits should be shipping before the next newsletter.

Panther Company House



The kit has been finished, all backorders have been shipped and we have several in stock.

This kit features a new approach to instructions with an index, a reference chart for stripwood and a photo of building that this kit was modeled from.

As always, kit instructions can be downloaded from the website so you know what you're getting into before purchasing the kit. We look forward to feedback on the new instructions.



THE GREAT SCALE MODEL TRAIN SHOW

Over THREE ACRES of bargain sales from 200 vendors, all scales Z to G, dozens of museum quality layouts, free clinics and "White Elephant" area (sell your stuff)! Largest and most popular in the Mid-Atlantic, a top show in the U.S. Food & refreshments, FREE PARKING, Mobility-friendly! E-Z access from I-83 (exit 17). Raffle and door prizes—worth hundreds of dollars! More at www.gsmts.com!

2200 York Rd, Timonium MD 21093 – Maryland State Fairgrounds

ADMISSION TIMES & PRICES:

| Day | Open | Close | Family | Solo Adult | Kids under 16 free (with paid adult) |
|-------|-------|-------|--------|------------|--|
| Sat ☛ | 9 AM | 5 PM | \$22 | \$12 | ALL SATURDAY ADMISSIONS RETURN SUNDAY FOR FREE (SAVE YOUR TICKET!) |
| Sun ☛ | 10 AM | 4 PM | \$17 | \$10 | |

Ticket purchase by CASH only (no credit cards, but there is an ATM nearby).

GOOD ONLY FOR Show of Apr 27th & 28th, 2024

Bring this flyer to the show for a \$2 discount on family, or \$1 discount on solo adult admission!

Vendor? Email jsgeare@gsmts.com, or visit www.gsmts.com to reserve tables!

Web Site Coupon

The Display That Was in the Way

By Greg Cassidy (Photos by author except as noted)

The Rockville Model Railroad Society was a merger of two well-known model railroad clubs in the Washington, DC suburbs. I'm proud to have belonged to one of those clubs for over 30 years. **Photo 1** shows the Family Tree of the RMRS. Back in 1989 the Silver Spring Model Railroad Club was asked to build a 64 square foot HO display layout for a Holiday Showcase in National Geographic's Founders Hall in Gaithersburg. It was later moved to the B&O Freight House in Gaithersburg. Then in 2011, the layout found its permanent home in the 1945 B&O Silver Spring station. **Photo 2** shows the B&O Station, and

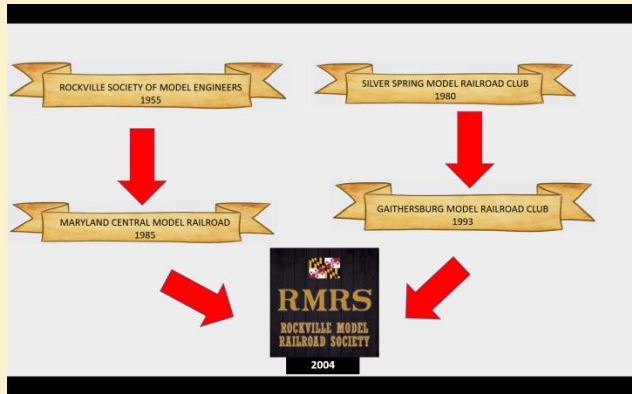


Photo 1: History of Rockville Model Railroad Society

Photo 2: The B&O Silver Spring station-2011

Photos 3 & 4 show unloading and setting up the layout. Unfortunately, a permanent home doesn't mean it's never going to move.



Photo 3: Unloading the layout-2011

Photo 4: Setting the layout up-2011

In December 2023 the 32-year-old HVAC system in the station failed. It had been built in the attic over the freight room of the station. This is of course the same freight room that was a perfect home for the layout 20 years ago. The contractors informed the station owners, Montgomery Preservation, Inc., that the layout (**Photo 5**) would have to move for the work needed. As the layout is on a long-term loan to MPI by the club, we needed to move it. The layout had been built in five pieces, and as such had already

been moved twice. But since this had been presumed to be a permanent layout, there had been several changes and many wiring additions that didn't take into consideration needing to break it apart and move it again in the future. Many of those changes had added automation in train and signal operation, and a lighting system on a timer for overhead and building lights to switch from day to night. There was also a large black "parachute" that hung over the edges of the Plexiglas to keep the dust out, which was only somewhat successful.



Photo 5: Layout in its assembled state with Plexiglas in place

So, on a very cold January evening seven club members convened in the freight room and to try to figure out how to disassemble the layout apart and move it. Removing the Plexiglas panels was easy. They were made for removal for maintenance. We were somewhat familiar with this as we had been doing maintenance on an as-needed basis. Also, one of our members who had helped build it 34 years ago oversaw its operation every month when the station had their open house. Unfortunately, he had left the area last fall and was unable to assist with this disassembly. So, as we climbed underneath trying to decode what wires went where to do what and what mechanical timing systems operated which lights, we realized this was going to be a big task (**Photos 6 & 7**).



Photo 6: Preparing to disassemble the layout-2024



Photo 7: Working on wiring under the layout-2024


We did finally manage to get the sections apart and moved out of the way, but not without cutting many wires, and destroying a hotel building that was in the wrong place at the wrong time (**Photo 8**). We have just been notified that the HVAC work will conclude next week, and we should prepare for moving the layout back into position and getting it up and running. Getting the modules back together and trains running should take a few weeks. Getting all the electronics and timers replaced and working could take a bit longer. We just hope they did a good job on that HVAC system!



Photo 6: Disassembling the layout-2024

From Steve Lucas on Track

Thanks for the kind words regarding my trackwork. It's handlaid code 55 rail on PC board and wood ties. The branchline I'm modelling used 70



pound rail until tracklifting circa 1983. Some ties are cut from twigs found in my side yard. Some are balsa which I severely distress to model vestigial ties in need of replacement. Most are commercial wood ties, or Mt. Albert HO scale 4" x 8' stock, cut to a scale 8' long following Canadian National Railways' practice. Fast Tracks' PC board ties are used, along with some I've cut from 1/32" and 1/16" thick copper-clad board. I find the Fast Tracks PC board ties oversize for what I want to achieve. Painting those ties is a challenge. It's easy to make wood look like wood, but the PC ties have resulted in much head-scratching to determine a finishing method!

Ballast is Woodland Scenics', mostly fine cinders with some other ballast colours in the mix. I grind this a bit finer in an



old kitchen blender my wife no longer needed that I have adapted for



peacetime use. I dusted this track with fine sawdust from cutting pine with a backsaw. The joint bars are a commercial laser-cut paper product now offered by Prawn Designs. A few spikes were used to hold rail down where I think it advantageous, but mostly solder holds the track in place.

Track colouring is a combination of OEM rail colour,

Tamiya greyish-black paint, Tamiya rust-coloured washes, and an AK rust weathering wash.

I've had a lot of fun with this. Allow me to assure you that it runs rolling stock over it as well as it looks. My methods were devised over fifty years of modelling.



Meet Ian Fainges at the Narrow O Scale Meet in Harrisburg June 2024

If you model O Scale/Gauge you are going to have a very rare and fantastic opportunity to meet Australian, Ian Fainges, one of if not the best in my opinion O scale figure painters in the world, if you attend the Narrow O Scale Meet run by Al Judy this June 7-8, 2024. Al always has a great show but with the chance to Meet, talk with, and oh my gosh, maybe get Ian Fainges to custom paint a figure just for you, makes the show a must attend for all us O scale/gauge guys. Yep, Lord willing, even Jim Kellow is going to try to get to the meet. All updates and information can be found on Facebook at Harrisburg Narrow O Summer Meet. See you there!

2024 HARRISBURG Narrow O Summer Meet

On3 – On30 – On2 - On18

A two day event focused on anything and everything O scale narrow gauge.

Friday June 7 (11:00 to 6:00)

and Saturday June 8 (9:00 to 3:00)

LOCATION: **New Hope Church**
584 Colonial Club Drive
Harrisburg, Pa. 17112

Guest admission: \$15 for both days – Spouses and children under 12 free.
Clinics and Maker Spaces demos on going throughout the event.
Food and drinks: Available throughout the event.

Due to church rules and insurance restrictions: NO alcohol will be allowed.

Vendors: For table information, availability, admission and fees please email us at millicreekr@yahoo.com for detailed information.

For updated information on the event, including the vendor list, Clinic topics, Maker Space presenters and displays along with any additional information or updates can be found on the Meet's Facebookpage under the title "Harrisburg Narrow O Summer Meet".

Most attendees have used either the Quality Inn Harrisburg-Hershey Area, 200 N Mountain Rd, Harrisburg, PA 17112 (717) 540-9339 or The Ramada Inn, 300 N. Mountain Road, Harrisburg, Pa. 17112 (717)-461-9602 in the past and found it to be a clean, friendly and a good value. Best of all it is located only .9 of a mile or about 3 minutes from the New Hope Church venue.

The largest all O scale Narrow Gauge event in North America



23 Layout Tours
44 Clinics
10 Operations Sessions
3 Prototype Tours
Model Contest, Company Store and More!

Piedmont Junction

NEW Dates ! NEW Rates!

October 17-20, 2024

Raleigh - Durham Marriott at Research Triangle Park
4700 Guardian Dr., Durham, NC 27703

Hotel Rate is \$79 USD per night, hotel registration is open NOW! Go to convention website for the link on the "Location/Hotel" tab.

Website: PiedmontJunction.org

Registration Opens in April



The Susquehannock II

The 2024 NASG Convention is coming back to Harrisburg July 17th to the 20th. The Convention Hotel is the Sheraton Harrisburg - Hershey. Here is the link for reservations:

<https://www.marriott.com/event-reservations/reservation-link.mi?id=1700599312345&key=GRP&app=resvlink>

We are planning two tours.

Wednesday, we are offering a tour of Amish Country. The tour will include a tour of an Amish farm and Schoolhouse, lunch at a smorgasbord restaurant, a tour of Amish farmlands and two stops for local shopping. The trip costs \$85 including lunch.

Thursday, we will head to the Reading & Northern Railroad and board RDC cars for a memorable tour of the line. The train will stop at Port Clinton, PA where we will tour the railroad shops and see their 4-8-4 steam locomotive. Then it's back on the train to continue the trip.

Lunch will be brought to the train at Tamaqua, and then we will proceed over the High Bridge and on to Jim Thorpe. There will be a brief stop in Jim Thorpe, and then we head back home. We have planned two photo run bys. The trip costs \$120 including lunch.

The Dealer Hall will be open Thursday evening from 6:00pm to 9:00pm. It will reopen Friday morning at 9:00am. It will close for lunch from Noon to 1:00pm. It will then be open until 6:00pm. Friday it will be open from 9:00am until noon.

We have several interesting clinics lined up. The current schedule includes Building Turnouts, The Miller Switcher, Dead Rail, Modular Layout Design, Successful Decaling, Backdrop Painting, Shortline Modeling, and Tools I Use.

The convention car will be a Reading boxcar from American Models with a DF (Damage Free) lettering.

Saturday evening will be the traditional banquet, awards, and auction.

More information is available on the NASG Website:

<https://www.nasg.org/Convention/index.php>

The 2024 Northeast Large Scale Train Show Update



We are about a month out and we are just about ready to go! I am happy to report that all 55,000 square feet of the Exhibit Hall is just about full. If you have not gotten your contract in to us, please CONTACT US IMMEDIATELY.

If you are interested in attending the Banquet, please let us know as that is nearing capacity.

ALSO, the deadline for the **Sheraton Monarch Hotel** in downtown Springfield is this Thursday, so make your room reservations now before they are booked.

The map and exhibitor's list will be out THIS WEEK.

We are looking forward to seeing everyone again for our second annual NELSTS. Remember, this year it is on Saturday and Sunday April 27 and 28, 2024. Check it all out at nelsts.org

John Sacerdote, President and Show Director
860-243-0811
showdirector@amherstrail.org

Amherst Railway Society
1130 South Main Street
Palmer, Massachusetts 01069

The Amherst Railway Society is a 501c3 nonprofit corporation

New Tracks Show Schedule – April/May (Register at: <https://newtracksmodeling.com/>)
 Subscribe to YouTube channel New Tracks Modeling and ring the Bell. All programs are always subject to change.

| | |
|--|--|
| <p>April 3 Welcome & Announcements; Jim Kellow O Scale Modeling with David Schultz O High Rail with Dennis Brennan. Setting the Stage with Scenery with Bob Geldmacher Build Along - Crystal River Models with Rand and Seth Johnson (part 5 of 5) Scratchbuilder’s Corner 22 with Martin Brechbiel Scratchbuilding his layout with Tom Farrell “What Do You Want to Talk About” with Steve Sherrill Catzpaw InVista Traxx Diorama with Sherri Johnson</p> | <p>April 10 Welcome & Announcements; Jim Kellow HO Scale Modeling with Ed O’Rourke N Scale Modeling with Clem Harris Jack Dziadul’s Ipswich Hobbies Section House kit (Part 1 of 4) Announcement of the MER convention by Jack Dziadul. Scratchbuilder’s Corner 23 with Martin Brechbiel Scratchbuilding his layout with Tom Farrell “What Do You Want to Talk About” with Steve Sherrill</p> |
| <p>April 17 Welcome & Announcements; Jim Kellow Mark Pogendorf Local Hobby Shops S scale Modeling with Tim Huebner Jack Dziadul’s Ipswich Hobbies Section House kit (Part 2 of 4) Setting the Stage with Scenery with Bob Geldmacher Scratchbuilder’s Corner 24 with Martin Brechbiel Scratchbuilding his layout with Tom Farrell “What Do You Want to Talk About” with Steve Sherrill NMRA AP with Kurt Johnson - Don’t read too much into it!</p> | <p>April 24 Welcome & Announcements; Jim Kellow G Scale Modeling with Steve Bittinger MY BUILD with Chris Coarse Jack Dziadul’s Ipswich Hobbies Section House kit (Part 3 of 4)</p> |
| <p>May 1 Welcome & Announcements; Jim Kellow O Scale Modeling with David Schultz O High Rail Dennis Brennan. Jack Dziadul’s Ipswich Hobbies Section House kit (Part 4 of 4) Scratchbuilder’s Corner 25 with Martin Brechbiel Scratchbuilding his layout with Tom Farrell “What Do You Want to Talk About” with Steve Sherrill</p> | <p>May 8 Welcome & Announcements; Jim Kellow HO Scale Modeling with Gary Shurgold N Scale Modeling with Clem Harris NMRA Standards and Conformance Manager, Senior Chief Andy J Zimmerman Scratchbuilder’s Corner 26 with Martin Brechbiel Scratchbuilding his layout with Tom Farrell “What Do You Want to Talk About” with Steve Sherrill</p> |
| <p>May 15 Welcome & Announcements; Jim Kellow S scale Modeling with Tim Huebner Local Hobby Shops with Mark Pogendorf LoCoFi Dead Rail with Kenneth Myers and LocoFi Scratchbuilder’s Corner 27 with Martin Brechbiel Scratchbuilding his layout with Tom Farrell “What Do You Want to Talk About” with Steve Sherrill</p> | <p>May 22 Welcome & Announcements; Jim Kellow MY BUILD with Chris Coarse</p> |
| <p>May 29 Welcome & Announcements; Jim Kellow G Scale Modeling with Steve Bittinger Backroads and creating specific scenes with Justin Murphy Scratchbuilder’s Corner 24 with Martin Brechbiel Scratchbuilding his layout with Tom Farrell “What Do You Want to Talk About” with Steve Sherrill</p> | |

Henry Hawkins: The Sunlight, the Whistle, and the Bell.

An original short story by Thomas P. Farrell, Jr.

In the company town of Turtle Creek, where the towering Unobtanium mine casts its shadow over the region, resided Henry Hawkins, better known as “Hawk” amongst the locals. He was a rugged man of about 40, with weathered features and a heart as big as the trains he once worked on. For years, he had been a brakeman, riding the narrow gauge freight trains along the winding tracks of the Rustic Buff & Old Gothic Railroad. Hawk, however, developed a weakness—he began enjoying whiskey a bit too much.



This would have consequences...

That fateful day came in the summer of 1930, when Hawk's new affection for whiskey came crashing down upon him. Arriving at work late and drunk, he staggered to his supervisor's office, sat at his boss's desk, and fell asleep. The railroad company had looked the other way on two previous occasions and sent him home. But now it was seemingly a pattern, and they were left with no recourse, and they made the difficult decision to sever ties with Hawk. This left him no means to provide for his family. Caught in the grip of the Great Depression, job opportunities were scarce. As Hawk grappled with the harsh truth of his new reality, his nightmare was just beginning...

Hawk's life began quickly unraveling, and his misfortunes bore down heavily upon him. Unable to pay his mortgage, he and his young family were evicted from their home. His wife, weary of his daily descent into the devil hell of alcohol abuse, made the decision to leave Hawk. Seeking solace elsewhere, she made plans to depart for Harrisburg with their twin sons, seeking the comfort and support of her mother's home. With meager funds, the fatherless tribe boarded the RB&OG's Express Passenger Train bound for the Shantytown depot, where they would immediately transfer onto a standard gauge PRR line to Harrisburg. Standing alone at the Turtle Creek depot, Hawk watched sadly as the train departed, a poignant reminder of the fractured life he now faced.

As the weight of his family's departure settled heavily upon him, Hawk's whiskey-soaked mind conjured memories of a homeless encampment on the outskirts of Shantytown, a place he had observed during his previous runs with the RB&OG. Recollections of the makeshift settlement's ironic moniker, "Hooverville," surfaced— a biting commentary on the President, Herbert Hoover, whose policies many blamed for the ongoing economic hardships. Fueled by desperation, Hawk set out on foot toward Shantytown, following the very tracks his wife and two sons had just departed on, tracks he once traversed in a caboose.

Arriving after a day's walk to Shantytown, exhaustion weighed heavily on Hawk as he settled onto the hard ground to rest alongside others who shared a similar plight. He had become one of them—a hobo, a term he once viewed with detached curiosity from the comfort of his old caboose. The irony was not lost on him. In days gone by, he would gaze upon homeless camps from his cupola with pity and detachment, pondering the circumstances that could lead individuals to

such destitution. Was it by choice? Who knows, he would think, and then take a nip from a flask he stashed in the caboose.

Hawk was drawn to the crackling community fire barrel at the heart of the makeshift encampment that evening. This became his ritual, night after night, as he and his fellow homeless companions gathered around the barrel, passing bottles of wine and whisky round and round. Amidst the flickering flames, their laughter danced with the rising smoke, blending into the night sky. With each intoxicating sip, their tales grew more extravagant, weaving intricate narratives of past glory and grandeur. In the haze of their drunkenness, they transformed into titans of industry, virtuosos of art, and statesmen of great renown, each embellishing their own past with newfound brilliance. Every night as the bottles emptied, the harsh realities of their present situation faded, or at least until they passed out...



It was now late fall, and the winter winds were arriving soon. Hawk's instinct for self-preservation kicked in. Determined to weather the harsh season ahead, he set about constructing his own shack, piecing together scraps of wood and sheet metal scavenged from the outskirts of town. Nestled between the banks of the Salt Creek River and the branch line of the RB&OG, his humble abode mirrored those of his fellow inhabitants in the encampment. This once proud railroad man was now a hobo in every sense of the word.

Late one winter morning, as the daily RB&OG freight rumbled across the covered

railroad bridge into Shantytown, Hawk was fast asleep in his shanty. As usual, he dreamed of better times, like riding a fast freight while in the confines of his warm caboose. He usually slept until late afternoon after a long night of drinking. Then, as the train's whistle pierced the cold air at its arrival at Shantytown depot, he stirred from his slumber and woke up.

This chilly morning felt markedly different for Hawk. The sunlight streamed through a crack in the patchwork wall of his shanty, bathing his face in unfamiliar warmth; it hadn't done that before. Next, he couldn't shake the feeling that the whistle's cry held a deeper significance, perhaps a wake-up call. With resolve stirring within him, Hawk made a monumental decision that morning: He would bid farewell to the whiskey bottle. It was then that the bell on the steam engine at the Shantytown depot began clamoring with vigor. He was sure "the sunlight, the whistle, and the bell," were not coincidence. Now determined to turn his life around, he set out for the short walk to the Salt Creek River Basin. His intent was to find work as a fisherman's helper at one of the bait & tackle shops on the river's edge. And so, with a renewed sense of purpose and a commitment to leave his skid-row rummy life, Mr. Henry Hawkins walked down to the river.

To be continued...

Note: To see more of the ongoing modeling of the Shantytown scene on the On30 Rustic Buff & Old Gothic Railroad please tune-live on the New Tracks Modeling Live YouTube every Wednesday at 7:00pm ET. The shows are recorded and posted on YouTube for future viewing.

From Greg Cassidy:

As some may know, I've been working towards a couple of my AP certificates, and one is Author. I've just taken a large step in getting an article published in the Timber Transfer. It's the print magazine for members of the Friends of the East Broadtop (FEBT), a large and passionate group. It's my first national publication in print. And I've sent an article to the NMRA National magazine that they are reviewing and hope to publish. I've also had a few in our Region and Division publications. Plus the online work I've done for New Tracks and others has me close to reaching it. Thanks, Jim and Pat, for both of your help and encouragement.

Coming up in future shows!

WATCH ME BUILD Railroad Models

These segments provide modelers the opportunity to build a model to not only demonstrate their modeling skills and techniques but to help other modelers improve their skills. These segments may be for one or more shows depending on the details included for the modeling presentation. Viewers can ask questions and learn from experienced modelers various facets of modeling. Upcoming 2024 Show Segments:

Starting June 5, 2024 Sherri Johnson Technology series

Sherri Johnson is very well qualified to conduct this series. She has been a Professional Electrical Engineer/Mechanical Engineer working with technology for 45 years which includes using technology in her company, CatzPaw. This series will run through September 25, 2024. Its purpose is to discuss technology in such a way modelers understand what it can do for them, how they can go about taking advantage of it, and understand its future development and impact.

Subjects will include:

1. CAD Programs you can use and learn
2. Craft cutters and more sophisticated cutting machines and their applications
3. 3D Printing machines capabilities and purposes for model railroading.
4. Other technology you haven't heard of!
5. AI, the impact it's having today and will have over the next 5 years. How can you benefit?

This is a series that will be presented in such a way you will be able to understand and actually use the information presented. Don't miss any of the segments!

Starting June 12, 2024 Frenchman River's Spillane Building in O Scale will be built by Tom Farrell as currently occupied, and by Tom Yorke as vacant and dilapidated. This project will be done in a number of 15 minute separate show segments. These segments will be a great way not only to watch two very talented modelers show how this kit can be build, but also how it can be bashed to become something entirely different.

Starting July 31, 2024 For 4 show segments ending on August 28, Tom Grossman, owner of Tag Team Hobbies will discuss and demonstrate which Airbrush modelers may need to buy, the air source you will need for an airbrush, and how to use various techniques with your airbrush. Tom has been helping modelers with airbrushing for over 30 years across various hobbies and for all skill levels. He believes you get the best results if you learn the basics of airbrush control.

We have had many requests for this kind of show and I think Tom is the perfect person to help us learn and improve our airbrushing skills. Visit his website at: <http://www.tagteamhobbies.com/>

Starting September 18, 2024 and continuing for 2 more weeks thereafter, Jeff Jordan will show a new technique for painting our figures that regardless of our skill level will look great. He's calling it, "Figure Painting for People Who Can't Paint Figures" that produces results that are quite presentable.

Here is an example →



Show date - October 23, 2024 Kurt Thompson with Modeling Lifestyle.

From the Mail Bag

Hi Jim,

I have enjoyed your articles in the Chronicle for some time. I especially liked this week's story. I just clicked to join the Facebook group.

I am an N scale modeler and moved to Inverness 4 years ago. I have a small home layout I'm building. I have enthusiasm and average skills.

I look forward to joining a Zoom session soon so I can learn more about New Tracks and its community.

Thanks,

Randy King
rck527@gmail.com


We hope to see Randy on a Wednesday evening show in the near future!

Reaching Applicants for the NMT Scholarship – Getting the Word Out!

Every reader of this newsletter can help get applicants for our scholarships both at their local HS and college levels. Promoting scholarship availability and reaching out to college students can be done through various effective methods. Here are some suggestions:

1. **College Websites:** Contact the administration or career services departments of various colleges and universities, asking them to include your scholarship opportunity on their websites or scholarship portals. This will ensure visibility to a large number of students.
2. **Social Media:** Utilize social media platforms, such as Facebook, Twitter, Instagram, and LinkedIn, to share information about your scholarship. Create visually appealing posts and encourage students to share the information with their peers.
3. **Email Campaigns:** Obtain email lists from colleges and universities, targeting students who fit the eligibility criteria for your scholarship. Send out personalized emails offering information on the scholarship, application process, and deadlines.
4. **College Fairs and Events:** Participate in college fairs and events to directly interact with students. Set up a booth or table where you can provide brochures, answer questions, and raise awareness about your scholarship opportunity.
5. **Campus Ambassadors:** Collaborate with student organizations or campus ambassadors from different colleges to help promote your scholarship. These students can serve as brand ambassadors, spreading the word about your program among their peers.
6. **Press Releases:** Draft and distribute press releases to local and national media outlets to generate wider awareness about your scholarship program. This can attract attention from a broader audience, including potential applicants.
7. **Online Scholarship Databases:** Register your scholarship on popular scholarship search platforms, such as Fastweb, Scholarships.com, or College Board's Scholarship Search. These platforms are frequently used by students searching for financial aid opportunities.

Remember to include clear instructions on how students can apply, including any required documents and deadlines. Make the application process straightforward and easily accessible to maximize student engagement with your scholarship opportunity.



PCR’s 2024 Virtual Convention

New Tracks Modeling is excited to sponsor the Virtual Train Show as part of the PCR’s 2024 Virtual Convention.

The PCR is hosting a virtual convention, open globally to all participants in conjunction with the in-person convention in Silicon Valley, April 24-28, 2024 (<https://www.pcrnmra.net/conv2024/>).



Organizations and Companies participating in the show will each have a 10 minute Video and a separate breakout room to meet with customers and interested modelers during the convention.

Here are some of the Organizations and Businesses who will be a part of this virtual event:

| | |
|---------------------|--|
| Banta Modelworks | Brennans Model Railroading |
| CatzPaw | Conowingo Models |
| InterAction Hobbies | Lambert Locomotive Works |
| Miniprints | New Creations Victorian Model Railroad Buildings LLC |

And the Organizations that will be presenting:

| | |
|--------------------------|-----------------------------------|
| NMRA Layout Design SIG | National Association of S Gaugers |
| New Tracks Modeling LLC | O Scale Central |
| New Tracks Mentoring Inc | |
| NMRA Operations SIG | |

To learn more about the 2024 PCR Virtual Convention, click [HERE](#). Every reader of New Track’s articles or viewer of our weekly live Zoom show is eligible to attend the entire virtual convention at the discounted price of \$20.00. To register go [HERE](#) and use the code PCR24 when you register to get a \$10 discount.

Where the Art of Modeling Meets Technology

THE TECH LINE

PCR On-Line Virtual Convention 2024

Join us for the PCR 2024
Virtual Convention

April 25-27, 2024



The 2024 PCR Convention is Silicon Valley will be available on-line for virtual participants from around the world. The event is being hosted by the same team that did the legendary 2021 NMRA National Convention. Join us for great fun!

3 days for only
\$20 with code
PCR24

Clinics One clinic room will be in a hosted Zoom meeting. Virtual participants will choose clinics for the virtual tracks.



Contests Join an MMR moderated tour of the PCR contest room. See great modeling and have expert analysis of the models that are set for judging.



Prototypes Hosts will take virtual attendees along on the Prototype tours. A knowledgeable host will join both the SPCRR and Niles Canyon tours with an iPhone/gimbal in Zoom.



Train Show Virtual Train Show with vendor segments



Breakouts Breakouts were one of the best parts of the 2021 National. At PC20-24, there will be Birds of a Feather, Vendor, SIGs and more in breakouts – see old friends, make new ones, meet vendors and more!!!!





If you can make it, join us in the heart of Silicon Valley

The 2024 PCR Convention will be held April 24-28, 2024, at the Sonesta San Jose hotel in the middle of the golden triangle in Silicon Valley. Room rates are only **\$139 per night**.

www.pcr2024.com

Look forward to seeing you there. If you miss the virtual convention you can still see all the videos of the organizations and businesses who participated, on a regular Wednesday New Tracks Modeling zoom show later this year. Subscribe to the New Tracks Modeling website: newtracksmodeling.com to find out when the videos will be shown.



- Regional Train Event
- Clinics
- SIG Activities
- Layout Tours
- Operating Sessions
- Display Room
- NMRA AP Program Evaluation
- Railroad & General Interest Tours

The Midwest Region of the National Model Railroad Association (NMRA)

AROUND THE BEND

MIDWEST REGIONAL CONVENTION

• MAY 2ND-4TH, 2024 •

The Century Center

120 Dr Martin Luther King Jr. Blvd. South Bend, IN

The National Model Railroad Association (NMRA), Midwest Region (MWR) 2024 Convention hosted by the Michiana Division. We sincerely welcome you to the convention. We have a great event planned for both veterans and beginners in the hobby of model railroading.

Additionally, the Steel Mill Special Interest Group will participate in this event with featured Steel Mill (SIG) clinics and vendors.



Admission Prices

This event is open to NMRA members and the general public

Early Bird Registration (ends April 1, 2024)

Full Convention Registration **\$70** Public **\$60** NMRA **\$48** Volunteers

One-day Registration **\$40** Public **\$30** NMRA **\$24** Volunteers

Gate Registration (on or after April 2, 2024)

Full Convention Registration **\$75** Public **\$65** NMRA **\$52** Volunteers

One-day Registration **\$45** Public **\$35** NMRA **\$28** Volunteers

Members of the public may pay for a Rail Pass Membership and receive NMRA admission prices. Children 12 and under accompanied by an adult (paid) are admitted free.



VISIT
SOUTH BEND
MISHAWAKA

For more info visit
2024AROUNDTHEBEND.COM

New Tracks Modeling “Modeler’s Path to Success.” When is your Model Finished and ready to be shown?

It’s one thing to design and build something for you, and believe it is great. It’s something else to enter it in a Judged event and have strangers evaluate your creation. At least it was for me.

At the time I entered my first Judged contest I had been learning for about a year from my mentor how to build a model in brass. Harry Darst was a professional model maker at General Motors (GM), and his ability to teach me his skills and modeling techniques is why I feel comfortable building models today. It is this experience that makes me promote mentoring as the best way to pass on to future generations the knowledge that makes any hobby what it is today. At least I hope I have done that as a way to honor Harry and the time he took to teach me.

Alright, I know you may believe you will never enter a contest or participate in the NMRA Achievement Program. I felt that way until I dipped my toe into the Contest pool. Believe me entering a contest was not something I felt comfortable doing.

I will never forget the first time I finally got up the courage to enter one of my models in a judged contest. I had taken my latest model to Harry and asked if he felt I should enter it in the contest. I don’t remember his exact comments but it was something like: “Sure go ahead and try!”

Not exactly the overwhelming encouragement I had hoped for. But I now know he was teaching me a valuable lesson with his answer. What his comments forced me to do was to ask myself and figure out the answer to one of the most difficult questions in model building: “When is my model finished and when I am ready to show it?”

Is it finished when I believe it will score enough points to not embarrass me if I enter it in a contest? How many points is that? Is it finished when I think it will score enough points to outshine all the other models? What would that look like? Is it finished when I think I have done everything I can think of to make it a model I am proud to say: “I Built That”? Hmm...

To answer the question I believe you first have to decide why you are building the model. Is it for my enjoyment alone, or is it to get some unknown person's favorable opinion and some kind of score? In this case it was the latter and I had no idea if the model I had built was good enough, and if it was, did that mean it was finished? I had to find out.

So I made the "gutsy" decision to put the model in a shoebox and take it to the O Scale National Convention in Chicago, Illinois, late in the 1980s. My final go or no go decision would come from going into the contest room and evaluating the other models. If I felt my model was at least as good as the other entries and would not be an embarrassment for me, and I would enter it in the contest.

Several days later the dreaded time had come, the final decision time. That morning, shoebox in hand, I entered the Convention Hall and was directed to the contest room. Upon entering the room I was confronted at the door by the Contest Registrar who immediately asked if I was entering a model in the contest. Naturally I mumbled something and kept walking.

After reviewing the models in my contest category I finally decided to enter my model. Got to say it was a hard decision for me because I was really impressed with several of the models but I summoned my courage and pressed forward. Frankly, my curiosity overcame my fear.

The contest results were to be announced at the wrap-up Convention dinner that night. So here my wife and I are having dinner with a group of people we did not know waiting to hear the Contest results with possibly the "future of my modeling life" on the line. Nancy was a real sport she made it through the dinner and the after dinner speech before she gave up and went to bed. I understood her decision I had wanted to do the same thing at some of her Junior League events.

Now there I sat waiting for the news that could influence my future modeling contest career. Naturally they announced the third place winner first. I was really hoping that would be me because I would have gotten, at least, some recognition. But no, it was not me. I was ready to join Nancy upstairs, but decided to have a drink and wait for the announcement of second place? So I stayed, and nope,

again not my name. Well, that's it my model was just not good enough, I was in the process of saying goodnight, and joining Nancy when I heard my name called.

I had won First place in my Contest Category. Had to be a mistake, right! But no, people were congratulating me, so it must be true.

I managed to get up and accept my award. A friend told me my thank-you comments were poor. Who cares! I had won first place! I picked up my model from the contest room and joined Nancy to share the news. She was sound asleep.

After this experience I never struggled with the decision to enter a contest of have my models judged for the NMRA Achievement Program again. The confidence this experience gave me is hard to estimate but it was so significant that today if I see a photo of something I want to build I know I can build it and it will be a great "Finished" model. I no longer need someone else to make that Judgement for me.

I must say, however, the NMRA Achievement Program deserves a lot of credit in getting me to enter a contest or have my models judged and certainly be able to decide, "Yep. It's finished." How about you? When do you think something you have built is "finished?" I would love to hear your answer.

As always, just want to talk or comment, please contact me at: jimkellow@newtracksmodeling.com

Thanks for reading!

Happy Modeling,
Jim Kellow, MMR

