



New Tracks Modeling Observations

Sponsored by:



Brennan's Model Railroading

<https://www.brennansmodelrr.com/>

(816)-252-4605

Welcome to the New Tracks Modeling Observations Newsletter. Updates to our regularly scheduled program segments are also included along with the advance schedule for May and June (see schedule on page **23**). We have announcements of new products from vendors and news about trains shows and conventions. Current news about the New Tracks Modeling Scholarship is also included. And as always, if you want to write an article, send in your tip or "trick" about any aspect of model railroading, or just share a photo or two of a model you are building, just contact me directly. Send your questions and suggestion for this newsletter to:

Martin.Brechbiel@newtracksmodeling.com.

From Jim Kellow, MMR: Donation of Model Railroad trains

A while ago I wrote an article about the need in our community for kids to learn about building models and about the hobby of model railroading. I suggested the Local Boys and Girls Clubs as a logical place for people to donate unneeded model railroad items.

After my latest Chronicle article I was contacted by Bill Casey who graciously offered to give a large amount, nine 4' long plastic tubs worth, of model railroad equipment and supplies owned by him and some by his friend Ed Micek to any nonprofit organization who would be able to use it in their programs. Bill and Ed just wanted to make sure it would be used and enjoyed.



I contacted Travis Anderson, the Executive Director of the local Boys and Girls clubs, and he immediately agreed to accept the donation and to make arrangements to pick it up from Bill's home. Thanks Bill and Ed for your donation. Best of luck to Travis and the kids involved in the Boys and Girls club activities that get to build the models, and learn about my great Model Railroad hobby.

Wouldn't it be great to have articles like this written by model railroaders in newspapers all over the country?

Organizational Sponsors for New Tracks Modeling

Thanks to our current Sponsors for their financial support to help pay for Shows, Zoom, YouTube, and other related out of pocket costs.



Brennan's Model Railroading
<https://www.brennansmodelrr.com/>
(816)-252-4605



O Scale Central
<https://oscalecentral.com/>



National Association of S Gaugers
<https://www.nasg.org/>



National Capital Trains
<https://nationalcapitaltrains.com/>

Mainline Hobby Supply
<https://mainlinehobby.com/>



New Creations Victorian Railroad Buildings, LLC
<https://newcreationsvictorian.com/>

Millhouse River Studio
<https://www.studiozphoto.com/Millhouse.html>



Regularly Scheduled Segments that you can see weekly on New Tracks Modeling

Scratchbuilder's Corner

by Martin Brechbiel, MMR (Martin.Brechbiel@newtracksmodeling.com)

Scratchbuilder's Corner presents aspects of scratchbuilding primarily with wood as the medium to build structures and rolling stock, but includes the use of other materials such as styrene, brass, resin, and other casting materials as appropriate.

Intentions here are to teach & share techniques and "tricks" that can be adapted into your scratchbuilding projects working from simple projects through those of increasing complexity. Segments in April covered resurrection of older unfinished models frequently labeled as junk. Such a starting point provides an open ended model building experience that requires a healthy measure of scratchbuilding to complete.



As we move forward through May in 2024, scratchbuilding more structures and cars, even some of prototype origins are expected to be presented.

New Tracks Modeling Mentoring Scholarship

For Modeling's Future

by Bob Davidson, Chairman of New Tracks Scholarship Committee
(NTMMS@newtracksmodeling.com)

Hopefully you've seen one of our banners or flyers at a train show recently. We're still actively soliciting applicants for the three \$2,000.00 scholarships we'll be awarding at the end of July 2024.

Please help us spread the word to all high-school senior, college and technical school students who are or will be pursuing a STEAM related course of study and encourage them to apply for the scholarship. Applications for the 2024-2025 scholarships remain open until July 1, and can be viewed under the Scholarship tab at newtracksmodeling.com

Also, please let members of any train clubs or other organizations you may belong to know about the scholarship program and encourage interested students to apply. We've received several applications already, but would like to see many more.

Our banners and flyers will be shown at upcoming shows across the country. If you or your group are interested in having a banner, or can help distribute flyers at your local shows or meetings, please let us know.

We're continuing to raise funds for future scholarships. Please consider making a donation by visiting the scholarship site (newtracksmodeling.com/scholarship) and clicking on the donate link.

If you have any questions, please contact Bob Davidson at NTMMS@newtracksmodeling.com



**Pacific Coast Region of the NMRA
has funded a \$2,000 scholarship for the 2024/25
Academic Year**

Brass Corporate Sponsors:



Brennan's Model Railroading
<https://www.brennansmodelrr.com/>

Great Scale Model Train Show
<https://www.gsmts.com/>



This block contains two logos for "The Model Railroad Resource LLC". The top logo is for "The O Scale Resource" and the bottom logo is for "The S Scale Resource". Both logos include the text "NEWS, REVIEWS, INFORMATION TO USE" and "FREE ONLINE MAGAZINE". Below the logos is the company name "The Model Railroad Resource LLC" and contact information: "407 E. Chippewa St. Dwight, IL 60420", "815-274-3809 or 815-584-1577", and "info@modelrailroadresource.com".

The Model Railroad Resource LLC
<https://sscaleresource.com/WP/>
<https://oscaleresource.com/WP/>



New Creations Victorian Railroad
Buildings, LLC
<https://newcreationsvictorian.com/>

New Tracks Modeling “MY BUILD” 2024

by Chris Course (railrunner130@hotmail.com)

Model railroading is about sharing and the monthly MY BUILD is your opportunity to share and show off your build with the world. Trains, structures, or boats, it doesn't matter. It doesn't have to be your latest build. Heck, it could even be something you found at a yard or estate sale and just thought was neat. Or, maybe if you're stuck on something, need a different technique, or are stumped on how to proceed on a project. This is a good part of the show to ask questions. Please ask. We can help. The March My Build is on YouTube at:

<https://www.youtube.com/watch?v=yFRBwYB7LTU>

Every other month, six times each year, we have a theme. These are not rigid. If you can find something to share that fits in a category, regardless of being “outside the box”, that is ENCOURAGED!

The remaining schedule and topics for the **2024** My Builds are:

- | | |
|---------------------|--|
| May | Free for all! Anything goes! |
| June | Water. Waterfront buildings, wharves, boats, covered bridges, water tanks, anything water related; |
| July | Free for all! Anything goes! |
| August | Harvest. farm equipment, grain elevators, hopper cars, mills, tractors, agriculture, barns, chicken coops, livestock, cattle pens/ranching, cattle cars, reefer cars; |
| September | Free for all! Anything goes! |
| October | Halloween. Haunted houses, abandoned buildings, abandoned railroad cars, scarecrows, derelict engines; |
| November | Free for all! Anything goes! |
| December | Holiday. Santa, Christmas billboard cars, snow scenery, snow plows, people ice skating, holiday lighting, holiday decorations. |
| January 2025 | Free for all! Anything goes! |
| February | Oddities. Aliens, UFO dealership (for example), steampunk, a jackelope skull on the front of some oddball, backwoods engine (another example), non-prototypical trains, depressed center flatcars; |

March Free for all! Anything goes!


April Spring! scenery, flora, vegetation, trees, something wild, flower boxes, vines, backdrops, planting crops, world awakening after winter, greenhouses;

May Free for all! Anything goes!

Turtle Creek on the On30 The Rustic Buff & Old Gothic

by Thomas P. Farrell, Jr.

The Turtle Creek scene unfolds further on The Rustic Buff & Old Gothic Railroad. In these snapshots a heavily customized Broadway Ltd. C-16 hauling a pair of coal hoppers past the Monongah Mine is featured. The next photo features the Turtle Creek Water Tower. East of the depot, work has begun on placement and super-detailing of the Fort Pit Brewery, test-fit in



for its photo. All structures are scratchbuilt.

Check out Tom's progress on YouTube:

**On30 Rustic Buff & Old Gothic -
Turtle Creek Part 1: Tunnel,
Retaining Walls, and a Bridge
Abutment**

<https://www.youtube.com/watch?v=iWe5lisyE0k>



On30 Rustic Buff & Old Gothic - Turtle Creek Part 2: Finishing a Tunnel Portal and a Coal Tipple.

<https://www.youtube.com/watch?v=ZV9ike9wZ8U>

On30 Rustic Buff & Old Gothic - Turtle Creek Part 3: Retaining Wall, Scenery & Installing A Depot

https://www.youtube.com/watch?v=RUXfavJW_c4

On30 Rustic Buff & Old Gothic - Turtle Creek Part 4: Monongah Tipple & Weathering a Water Tower

<https://www.youtube.com/watch?v=A0cq4zbXiCM>

On30 Rustic Buff & Old Gothic - Turtle Creek Part 5: Kitbash of a laser kit & Making a Brick Street

<https://www.youtube.com/watch?v=HcIJ5C7Kvmw>

What's to know about The Scales We Model In?

We have had many discussions with modelers who ask, “What is O scale or N scale all about? Does anyone really model in S scale? Can I really scratchbuild a model in N scale?” Your scale of choice may be G, O or O Hi-Rail, S, HO, or N, and there are others yet that modelers choose to build in today. However, we frequently know little about the details of other scales, are possessed of misinformation, or simple mythology.

To discuss this on a regular basis, New Tracks Modeling is running monthly segments on G, O, O Hi-Rail, S, HO, and N scale hosted by knowledgeable talented modelers in each scale. These modelers will try to answer your questions, present information about what is possible to accomplish, and then present what a new modeler entering a scale might need to consider.

The remaining 2024/2025 schedule for “**The Scales that We Model In**” is:

May	1st O, O-HR	8th HO, N	15th S	29th G
June	5th O, O-HR	12th HO, N	19th S	26th G
July	3rd O, O-HR	10th HO, N	17th S	24th G
August	7th O, O-HR	14th HO, N	21st S	28th G
Sept.	4th O, O-HR	11th HO, N	18th S	25th G
October	2nd O, O-HR	9th HO, N	16th S	30th G
Nov.	6th O, O-HR	13th HO, N	20th S	27th G
Dec.	4th O, O-HR	11th HO, N	18th S	25th G
Jan.	1st O, O-HR	8th HO, N	15th S	22nd G
Feb.	O, O-HR	HO, N	S	G
March	O, O-HR	HO, N	S	G
April	O, O-HR	HO, N	S	G
May	O, O-HR	HO, N	S	G

If you have specific questions you want addressed, or a specific person you would like to see interviewed on a scale segment, please contact the appropriate host. Their email addresses are shown below.

G Scale Modeling hosted by Alan Rogers (5/29)

April 24 See: <https://www.youtube.com/watch?v=3E1sk-JYHRs>

Sponsored by New Creations Victorian Railroad Buildings LLC

The program for May 29th will be making accessories for G scale structures. This will include using found items and repurposed materials to create the detail parts.

**O Scale Modeling** hosted by David Schultz (5/1)

Sponsored by O Scale Central

David.Schultz@newtracksmodeling.com

April 3 See: <https://youtu.be/Uvn7WvTVmGY>

My next O scale segment will be the art of scratch building; the tools, materials, and the methods.

O Gauge Hi-Rail Modeling hosted by Dennis Brennan (5/1)

Sponsored by Millhouse River Studio

dennis.brennan@newtracksmodeling.com

April 3 See:

<https://youtu.be/tYtFCeUCKLI>

Craftsman kits came about more than 70 years ago. We'll take a look at their development and see how today's craftsman kits differ from the past ...or do they?






S Scale Modeling hosted by Jamie Bothwell (5/15)

Sponsored by National S Gauge Association (NASG)
jamie.bothwell610@gmail.com

April 17 See: <https://youtu.be/Gx-MDR6MgbE>

I plan to do a bit on the Canadian S Scale Workshop's recent set-up in Lindsey, Ontario.



HO scale Modeling hosted by Gary Shurgold (5/8)

Sponsored by Mainline Hobby Supply
gshurgold@gmail.com

April 10 See: <https://youtu.be/urnlfvedu-Q>

In May, the subject HO vehicles. I will show a variety of manufactured kits and ready to run vehicles.

N Scale Modeling hosted by Clem Harris (5/8)

Sponsored by National Capital Trains
Clem.Harris@newtracksmodeling.com

April 10 See: <https://youtu.be/zb-c0ymMd2w>

For May, I'll continue working on the BNSF 9653 and discuss how I speed match it.



Model railroading is fun in any size and at any level of commitment. The trains are important, but what attracts modelers and keeps them coming back are the shared activities and friendships. A great example is found with O scale modelers. O Scale (1:48 proportions) is bigger in size than the most popular scales. It has detail and mass which make modeling easier and attracts a loyal community of modelers. Check out the Scale and its primary promoting organization at OScaleCentral.com. O Scalers enjoy a social evening at the annual Chicago 2024 March Meet. Anyone recognize someone you know?



A photo of some On30 modelers swapping stories at the recent On30 Mid-Hudson gathering (Train Show) of the “Black Sheep”. Ask any On30 modeler what that means.

“Eli ‘Eagle’ Hawk and a Stranger Ride into Turtle Creek on the RB&OG”

A short story by Thomas P. Farrell, Jr.

Nestled within the Appalachian mountains of western Pennsylvania lies Turtle Creek, a town steeped in the tradition of coal mining, where generations of men have descended into the earth to mine coal, just as their fathers had before them. It was early spring of 1930, the height of the Great Depression, and the small mining town was feeling the last remnants of winter, but it could never shake the lingering chills of its past. Twenty-three years ago in 1907, a devastating explosion deep within the local Monongah Mine had claimed the lives of 362 men, casting a long shadow over the community, bonding its residents in a shared legacy of resilience and sorrow. In tribute to the profound tragedy, one of the town’s active mines was christened “Monongah Mine,” in memory of the disaster and was numbered Mine #362, representing the lives lost, and it bore the date “Est. 1907” marking the year of the calamity.

At the very heart of Turtle Creek was its narrow gauge railroad, the Rustic Buff & Old Gothic line. People from these parts aren’t sure what came first, the coal mining or the railroad. Truth is it’s a little of both. Coal was first mined here as early as 1810. Things didn’t get serious until the arrival of the railroad in the late 1800s. The iron tracks snaked through the valley, carrying not only passengers from the outside world but also freight crucial for the small town's survival. The



Fort Pit Beer brewery, the town's second largest employer after the Monongah Mining Company, depended heavily on the narrow gauge railroad. Large wooden barrels and crates stamped with the proud Fort Pit logo were loaded onto the railcars each morning, destined to quench the thirst of beer drinkers in the distant cities of Rustic Buff and Old Gothic, the RB&OG namesakes.

Eli "Eagle" Hawkins was a seasoned engineer on the RB&OG, and a living link to both the town's darkest day and its enduring spirit. His father, William "Wild Bill" Hawkins had perished in the mine explosion, leaving young Eli with a legacy of loss and a fierce protective love for his town and the responsibility for his younger brother, Henry "Hawk" Hawkins. Now in his forties, Eagle's rough hands had controlled the train's throttle for nearly two decades, his eyes as keen as ever on the winding track ahead.

One crisp morning, as the mist still clung to the mountain crests, Eagle noticed a figure waiting at the Rustic Buff Depot, a place usually deserted until the midday run. The man was a stranger, his clothes finer than the local attire, carrying nothing but a small suitcase and an air of uneasy curiosity.



"Morning," Eagle called out loudly from his engineer's perch from the C-16 Consolidation as he brought the train to a gentle stop. "Heading into Turtle Creek?"

The stranger nodded, his eyes scanning the quiet town as if looking for something lost. "Yes, I

suppose I am,” he replied, his voice tinged with an unfamiliar accent, maybe Irish. “I’m here to... see where it happened.”

Eagle eyed him with a mix of suspicion and intrigue. “Where what happened? And then before the stranger could respond he firmly said, “You mean the mine disaster?”

“Yes,” the man sighed, and then spoke loudly back to the engineer, “My father was among those who died in that explosion. I grew up listening to the stories, the heroism, and the heartbreak. I needed to come, to see it for myself.”

Eagle’s expression softened. “Well, you’ve come to the right place, then. I can show you around, tell you about the folks here, about how we’ve moved on... but not forgotten.”

“Hop up here in the cab, if you don’t mind coal dust and the heat, and you get more than a train ride to Turtle Creek!”

The journey from the Rustic Buff depot to the Turtle Creek depot was relatively short, only about an hour, but Eagle filled it with stories of the town’s resilience—his own father who died in the accident, the reopening of the mine, the rise of Fort Pit Beer, and the annual memorial service held at the miner’s chapel, a small, solemn building overlooking the valley.

As the train rolled past the brewery, the smell of hops and barley floated through the air. “That there is Fort Pit Beer,” Eagle gestured with a hint of pride. “Second biggest thing around here after mining. They say the water from our creeks gives the beer a taste you can’t find nowhere else.”

The stranger, who introduced himself as John Mitchell, listened intently, his eyes absorbing every detail of the landscape, every word of Eagle’s stories. When they reached the site of the old disaster, just past the depot, the train rolled to a stop by a quiet field bordered by wildflowers and rusted pieces of old mining equipment, John Mitchell stepped off the train. The air was silent except for the soft rustling of tall grasses.

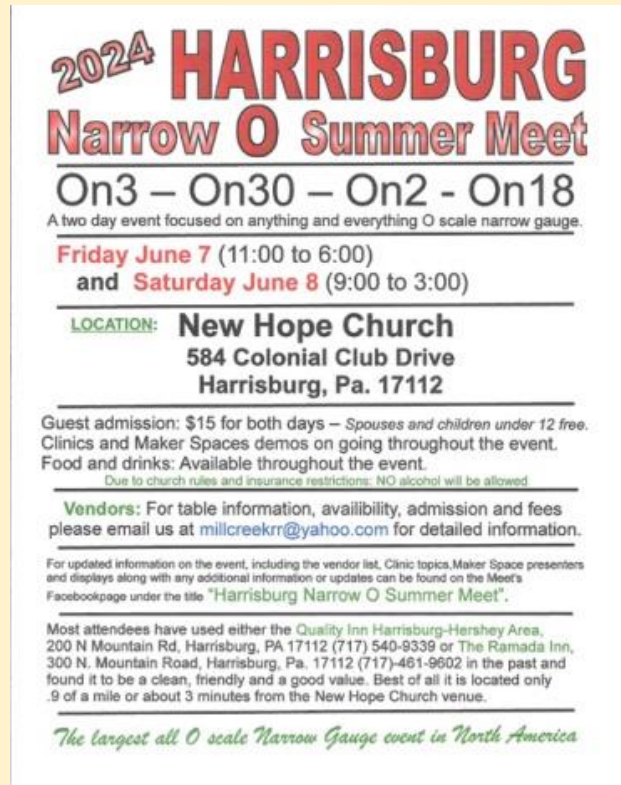
From his cab, Eagle’s voice boomed down to John Mitchell, “If my father was alive today, I’m sure he would speak proudly of his townspeople. He would’ve admired our resilience after that fateful day he and the others perished.” He paused briefly before adding, “He would believe their spirits infused our town with strength, connecting us in ways deeper than any mine shaft.”

John Mitchell nodded, his eyes moist as he looked over the serene field. “I can feel them,” he whispered. “Thank you for bringing me here.”

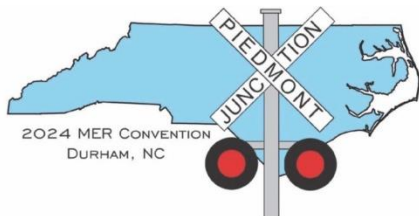
To be continued...

Meet Ian Fainges at the Narrow O Scale Meet in Harrisburg June 2024

If you model O Scale/Gauge you are going to have a very rare and fantastic opportunity to meet Australian, Ian Fainges, one of if not the best in my opinion O scale figure painters in the world, if you attend the Narrow O Scale Meet run by Al Judy this June 7-8, 2024. Al always has a great show but with the chance to Meet, talk with, and oh my gosh, maybe get Ian Fainges to custom paint a figure just for you, makes the show a must attend for all us O scale/gauge guys. Yep, Lord willing, even Jim Kellow is going to try to get to the meet. All updates and information can be found on Facebook at Harrisburg Narrow O Summer Meet. See you there!



2024 HARRISBURG
Narrow O Summer Meet
On3 – On30 – On2 - On18
 A two day event focused on anything and everything O scale narrow gauge.
Friday June 7 (11:00 to 6:00)
and Saturday June 8 (9:00 to 3:00)
LOCATION: New Hope Church
584 Colonial Club Drive
Harrisburg, Pa. 17112
 Guest admission: \$15 for both days – Spouses and children under 12 free.
 Clinics and Maker Spaces demos on going throughout the event.
 Food and drinks: Available throughout the event.
 Due to church rules and insurance restrictions: NO alcohol will be allowed.
Vendors: For table information, availability, admission and fees please email us at millicreekrr@yahoo.com for detailed information.
 For updated information on the event, including the vendor list, Clinic topics, Maker Space presenters and displays along with any additional information or updates can be found on the Meet's Facebookpage under the title "Harrisburg Narrow O Summer Meet".
 Most attendees have used either the Quality Inn Harrisburg-Hershey Area, 200 N Mountain Rd, Harrisburg, PA 17112 (717) 540-9339 or The Ramada Inn, 300 N. Mountain Road, Harrisburg, Pa. 17112 (717)-461-9602 in the past and found it to be a clean, friendly and a good value. Best of all it is located only .9 of a mile or about 3 minutes from the New Hope Church venue.
The largest all O scale Narrow Gauge event in North America



Piedmont Junction

NEW Dates ! NEW Rates!
October 17-20, 2024

- 23 Layout Tours**
- 44 Clinics**
- 10 Operations Sessions**
- 3 Prototype Tours**
- Model Contest, Company Store and More!**

Raleigh - Durham Marriott at Research Triangle Park
 4700 Guardian Dr., Durham, NC 27703
Hotel Rate is \$79 USD per night, hotel registration is open NOW! Go to convention website for the link on the "Location/Hotel" tab.

Website: PiedmontJunction.org

Registration Opens in April



The Susquehannock II -- Harrisburg July 17 -20.

The 2024 NASG Convention is coming back to Harrisburg July 17th to the 20th. The Convention Hotel is the Sheraton Harrisburg - Hershey. Here is the link for reservations:

<https://www.marriott.com/event-reservations/reservation-link.mi?id=1700599312345&key=GRP&app=resvlink>

We are planning two tours.

On Wednesday, we are offering a tour of Amish Country. The tour will include a tour of an Amish farm and Schoolhouse, lunch at a smorgasbord restaurant, a tour of Amish farmlands and two stops for local shopping. The trip costs \$85 including lunch.

Then on Thursday, we will head to the Reading & Northern Railroad and board RDC cars for a memorable tour of the line. The train will stop at Port Clinton, PA where we will tour the railroad shops and see their 4-8-4 steam locomotive. Then it's back on the train to continue the trip.

Lunch will be brought to the train at Tamaqua, and then we will proceed over the High Bridge and on to Jim Thorpe. There will be a brief stop in Jim Thorpe, and then we head back home. We have planned two photo run-bys. The trip costs \$120 including lunch.

The Dealer Hall will be open Thursday evening from 6:00pm to 9:00 pm. It will reopen Friday morning at 9:00am. It will close for lunch from Noon to 1:00 pm. It will then be open until 6:00pm. Friday it will be open from 9:00 am until noon.

We have several interesting clinics lined up. The current schedule includes Building Turnouts, The Miller Switcher, Dead Rail, Modular Layout Design, Successful Decaling, Backdrop Painting, Shortline Modeling, and Tools I Use.

The convention car will be a Reading boxcar from American Models with a DF (Damage Free) lettering.

Saturday evening will be the traditional banquet, awards, and auction.

More information is available on the NASG Website:

<https://www.nasg.org/Convention/index.php>



O Scale

S Scale

Narrow Gauge
All ScalesModel
Train ShowPO Box 60574
Palo Alto, CA 94306-0574
oscalewest.com**2024**
May 24-26, 2024
Friday - Saturday - Sunday

Dear fellow O Scale, S Scale and/or Narrow Gauge modeler.

This is to invite you to the *O Scale - S Scale - Narrow Gauge West* meet that will be held in Santa Clara, CA May 24-26, 2024. For 33 consecutive years (a two year Covid shutdown excepted) those who have come tell us they had a great time. We hope to see you there!

Meet activities include the typical swap meet with approximately 150 tables, modeling clinics, a model contest with winners determined by popular vote, on site operating layouts in O scale (The Orange County O Scalers), and S scale (Bay Area S Scalers (BASS)), a white elephant table, silent auction, and approximately a dozen O, S, and world class HO scale home and club layouts open for visiting.

The meet is located in the Hyatt Regency Santa Clara, the same location where the meet has been held for the last 25 years, the two year Covid shutdown excepted. The hotel is in the heart of Silicon Valley, and with rooms at the meet rate available before and after the meet, it is a great base for enjoying the San Francisco Bay Area and Northern California. Parking in the adjacent parking structure is free. The room rate is competitive with other lodging in the area, and is a good deal considering the short distance from the meet area to your room, and the amenities the hotel offers.

Registration is simple - you can [register on-line](#), or you can [download the 2024 Registration Form](#). Note: that instead of standing in line to register Saturday morning, if you pre-register on-line or as a walk up on Friday, you can pick up your badge on Friday and get in early with the general admission folks Saturday.

If you have questions about the Meet or the Hotel please email us at info@oscalewest.com which is monitored daily.

Thank you for your interest, and we hope to see you in May!

Tim Diebert, Chairman *pro tem*

Indy O Scale Show 2024



2 Rail O Scale Train Show

Friday September 20, 3:00 to 7:00 PM

Saturday September 21, 9:00 AM to 3:00 PM

La Quinta Inn & Suites Indianapolis South, 465 and Emerson Ave.

O Scale 2 Rail/P48, Narrow Gauge/On30, 3 Rail Scale welcome

Facebook: <https://fb.com/indyoscaleshow>

Website: indyoscaleshow.com

Email: indyoscaleshow@gmail.com

Phone (317) 435-8378

Check back regularly for more details.

PLEASE PRINT LEGIBLY

DETACH AND RETURN THE LOWER SECTION OF THIS FORM WITH YOUR PAYMENT

Name: _____
(Exactly as it would appear on badge)

Registration (2 day) \$20.00 \$ 20.00
 Spouses and children under 18 free
of 32 x 72 tables _____ @ **\$40.00** = \$ _____
 \$50.00 after Aug 1 st

Business: _____
(Exactly as it would appear on badge)

Number of addl. Registrants @ \$20.00 = \$ _____
(List Names below, use back if necessary)

MAILING ADDRESS _____
(Exactly as it would appear on badge)

CITY _____ STATE _____ ZIP _____

Name: _____
(Exactly as it would appear on badge)

Phone: (_____) _____ - _____

Electrical needed for table(s)? Yes _____ No _____

E-Mail: _____ **TOTAL AMOUNT ENCLOSED = \$** _____

Make Checks Payable to Hanson Rail Service, LLC
 Mail to 3202 Saint Paul Street
 Indianapolis, IN 46237
 Email indyoscaleshow@gmail.com

Hotel Information

La Quinta Inn & Suites Indianapolis South

Address: 5120 Victory Dr, Indianapolis, IN 46203

Phone: (317) 783-7751

Amenities:

Complimentary Brightside Breakfast

Complimentary Wireless Internet Access.

Guest laundry facility

Free Parking

24 hour convenience shop

\$104.00 + 17% Tax per night: 1 King or 2 Queen (No Smoking)
ask for Hanson Rail Service rate.
Individual reservation cutoff: 48 hours before check in
Cut off date: September 6, 2024.

Volunteers Working on the Real EBT Railroad (Photos by Dave Johnson)





New Tracks Show Schedule – May/June (Register at: <https://newtracksmodeling.com/>)
 Subscribe to YouTube channel New Tracks Modeling and ring the Bell. All programs are always subject to change.

<p>May 1 Welcome & Announcements; Jim Kellow O Scale Modeling with David Schultz O High Rail with Dennis Brennan Jack Dziadul’s Ipswich Hobbies Section House kit (Part 4 of 4) Scratchbuilder’s Corner 25 with Martin Brechbiel Scratchbuilding his layout with Tom Farrell “What Do You Want to Talk About” with Steve Sherrill</p>	<p>May 8 Welcome & Announcements; Jim Kellow HO Scale Modeling with Gary Shurgold N Scale Modeling with Clem Harris NMRA Standards and Conformance Manager, Senior Chief Andy J Zimmerman Scratchbuilder’s Corner 26 with Martin Brechbiel Scratchbuilding his layout with Tom Farrell “What Do You Want to Talk About” with Steve Sherrill</p>
<p>May 15 Welcome & Announcements; Jim Kellow S scale Modeling with Jamie Bothwell Local Hobby Shops with Mark Poggendorf LoCoFi Dead Rail with Kenneth Myers and LocoFi Scratchbuilder’s Corner 27 with Martin Brechbiel Scratchbuilding his layout with Tom Farrell “What Do You Want to Talk About” with Steve Sherrill</p>	<p>May 22 Welcome & Announcements; Jim Kellow NMRA AP with Kurt Johnson - Don’t read too much into it! MY BUILD with Chris Coarse and Greg Cassidy</p>
<p>May 29 Welcome & Announcements; Jim Kellow G Scale Modeling with Steve Bittinger Backroads and creating specific scenes with Justin Murphy Scratchbuilder’s Corner 28 with Martin Brechbiel Scratchbuilding his layout with Tom Farrell “What Do You Want to Talk About” with Steve Sherrill</p>	<p>June 5 Welcome & Announcements; Jim Kellow O Scale Modeling with David Schultz O High Rail with Dennis Brennan New Technology you need to Understand to Improve your modeling with Sherri Johnson NMRA Standards and Conformance Manager, Senior Chief Andy J Zimmerman “Watch Me Build” Frenchman River’s Spillane Building in O Scale with Tom Farrell building (currently occupied), and Tom Yorke building (vacant and dilapidated). Scratchbuilder’s Corner 29 with Martin Brechbiel Scratchbuilding his layout with Tom Farrell “What Do You Want to Talk About” with Steve Sherrill</p>
<p>June 12 Welcome & Announcements; Jim Kellow HO Scale Modeling with Gary Shurgold N Scale Modeling with Clem Harris New Technology you need to Understand to Improve your modeling with Sherri Johnson “Watch Me Build” Frenchman River’s Spillane Building in O Scale with Tom Farrell building (currently occupied), and Tom Yorke building (vacant and dilapidated). Scratchbuilder’s Corner 30 with Martin Brechbiel Scratchbuilding his layout with Tom Farrell “What Do You Want to Talk About” with Steve Sherrill</p>	<p>June 19 Welcome & Announcements; Jim Kellow S scale Modeling with Jamie Bothwell MY BUILD with Chris Coarse and Greg Cassidy</p>
<p>June 26 Welcome & Announcements; Jim Kellow G Scale Modeling with Steve Bittinger New Technology you need to Understand to Improve your modeling with Sherri Johnson “Watch Me Build” Frenchman River’s Spillane Building in O Scale with Tom Farrell building (currently occupied),</p>	<p>and Tom Yorke building (vacant and dilapidated). Paint Brushes to use and keep clean with Greg Cassidy Scratchbuilder’s Corner 31 with Martin Brechbiel Scratchbuilding his layout with Tom Farrell “What Do You Want to Talk About” with Steve Sherrill</p>

Coming up in future shows!

WATCH ME BUILD Railroad Models

These segments provide modelers the opportunity to build a model to not only demonstrate their modeling skills and techniques but to help other modelers improve their skills. These segments may be for one or more shows depending on the details included for the modeling presentation. Viewers can ask questions and learn from experienced modelers various facets of modeling. Upcoming 2024 Show Segments:

May 22, 2024 NMRA AP with Kurt Johnson

Don't read too much into it! What Do the AP Requirements Really Mean. As the Mid-East Region's Achievement Program Manager, Kurt Thompson, MMR, frequently has to help people "unwrap themselves from the flagpole" of the Achievement Program requirements. In this segment, Kurt will address what the requirements really say and what they don't say. As an ex-Naval Nuclear Power Operator, he understands "overthinking" things and sometimes, or frequently, reading more into the rules than is there. Kurt will lead us on a lighthearted look at where some others have been led astray, into the land of over-complications.

Starting June 5, 2024 Sherri Johnson Technology series

Sherri Johnson is very well qualified to conduct this series. She has been a Professional Electrical Engineer/Mechanical Engineer working with technology for 45 years which includes using technology in her company, CatzPaw. This series will run through September 25, 2024. Its purpose is to discuss technology in such a way modelers understand what it can do for them, how they can go about taking advantage of it, and understand its future development and impact.

Subjects will include:

1. CAD Programs you can use and learn
2. Craft cutters and more sophisticated cutting machines and their applications
3. 3D Printing machines capabilities and purposes for model railroading.
4. Other technology you haven't heard of!
5. AI, the impact it's having today and will have over the next 5 years. How can you benefit?

This is a series that will be presented in such a way you will be able to understand and actually use the information presented. Don't miss any of the segments!

Starting June 12, 2024 Frenchman River's Spillane Building in O Scale

Tom Farrell will build this as currently occupied, and Tom Yorke as vacant and dilapidated. This project will be done in a number of 15 minute separate show segments. These segments will be a great way not only to watch two very talented modelers show how this kit can be build, but also how it can be bashed to become something entirely different.

Starting July 31, 2024 For 4 show segments ending on August 28, Tom Grossman, owner of Tag Team Hobbies will discuss and demonstrate which Airbrush modelers may need to buy, the air source you will need for an airbrush, and how to use various techniques with your airbrush. Tom has been helping modelers with airbrushing for over 30 years across various hobbies and for all skill levels. He believes you get the best results if you learn the basics of airbrush control.

We have had many requests for this kind of show and I think Tom is the perfect person to help us learn and improve our airbrushing skills. Visit his website at:

<http://www.tagteamhobbies.com/>

Starting September 18, 2024 and continuing for 2 more weeks thereafter, Jeff Jordan will show a new technique for painting our figures that regardless of our skill level will look great. He's calling it, "Figure Painting for People Who Can't Paint Figures" that produces results that are quite presentable.

Here is an example →



Show date → October 23, 2024 Kurt Thompson with Modeling Lifestyle.



Here are some new HO and O scale items from Rusty Rail

For the HO scale crowd we have two items this month.



The first item is a small brick Dry Goods store designed by Rich White. It comes with 2 windows and a door, and a 1-piece tar paper roof with roof access and a chimney. Three pieces of cracked sidewalk and other casted to place around the building are included, along with some signage. All resin castings are unpainted and assembling is with CA. Building measure 3" x 2 1/4" x 3" tall.





The second item is if you have a harbor on your layout or a river or coastline here is a great little eye catcher -- "On The Rocks". The casting measures 5 1/2" long and 3" wide and 2 1/2" tall. All resin casting and comes unpainted.



This month we have one new item for the O scale modelers - the Cat 30 caterpillar primed gray and ready.



We put out Caboose #3 a while back. It is based on an old Glory Trains kit. Instead of a pair of trucks, we added a set of bobber side rails.

We recently decided to update the kit a little bit, so it now includes 3d printed end rails and a larger smoke jack.



The caboose is intended to be used in the back woods in the logging industry. The kit comes with Conowingo Railroad decals, 3d printed parts, Kadee couplers and LaBelle bobber side rails (and wheels), so there is nothing more to buy.

Conowingo Models is proud to introduce the 44' flatcar/logging car.

Featuring LaBelle Buckeye trucks, this monster can be used as either a



heavyweight flat car or as a heavyweight logging car.

This kit also features three different nut, bolt, washer (NBW) sets for a unique look. These sets were designed and printed in-house.

The kit comes with Conowingo Railroad decals, 3d printed parts, Kadee couplers and LaBelle Buckeye trucks, so there is nothing more to buy.



CatzPaw
Innovations, LLC

InvisaTrax™
bringing life to modeling



InvisaTrax™ Transport System - Basic Set
\$175.99



InvisaTrax™ Transport System - Expanded Set
\$375.99



InvisaTrax™ Transport System - 180° Bearing Turn Expansion
\$28.99



InvisaTrax™ Transport System - 180° Motor Turn Expansion
\$28.99



InvisaTrax™ Transport System - 90° Bearing Turn Expansion
\$28.99



InvisaTrax™ Transport System - 90° Motor Turn Expansion
\$28.99



InvisaTrax™ Transport System - Straight Drive Expansion
\$44.99



InvisaTrax™ Transport System - Track Expansion Set
\$55.99



InvisaTrax™ Transport System - 14 Unit Track Expansion Set
\$51.99



InvisaTrax™ Transport System - 2 Unit Track Expansion Set
\$13.99



InvisaTrax™ Transport System - 4 Unit Track Expansion Set
\$17.99



InvisaTrax™ Transport System - 8 Unit Track Expansion Set
\$29.99



InvisaTrax™ Transport System - 360° Motor Turn Expansion
\$28.99



InvisaTrax™ Transport System - Chain Link Expansion
\$24.99



InvisaTrax™ Transport System - Brass Sliders
\$15.99



InvisaTrax™ Transport System - Magnetic Field Viewer
\$4.99

The long awaited and much anticipated InvisaTrax™ Transport System is now available to purchase from the CatzPaw online store.

Click [here](#) to order now!



Introducing TOWER SIX AT CARTER'S CROSSING.

Our HO scale Interlocking Tower (Signal Tower) that can be built as seen here, or as two separate structures.

The brick bottom half is a single, 3D-printed piece (windows and doors included). The top half is clapboard

construction topped with a bonnet roof. Prototypical laser-cut sash windows and Venetian blinds seal the deal.

All details parts pictured are included, including the coal bin, barrels, utility pole, power lines, pigeons and more. The stairs, which would often be a complex build from stripwood is a single 3D-printed piece. Our instructions detail how to paint them so they look like wood.



Just like the first two kits in this new line-up, everything has been designed to be as simple (without taking the effort/reward for the modeler) but never compromising on the quality.


[Click here for kits!](#)

Reaching Applicants for the NMT Scholarship – Getting the Word Out!

Every reader of this newsletter can help get applicants for our scholarships both at their local HS and college levels. Promoting scholarship availability and reaching out to college students can be done through various effective methods. Here are some suggestions:

1. **College Websites:** Contact the administration or career services departments of various colleges and universities, asking them to include your scholarship opportunity on their websites or scholarship portals. This will ensure visibility to a large number of students.
2. **Social Media:** Utilize social media platforms, such as Facebook, Twitter, Instagram, and LinkedIn, to share information about your scholarship. Create visually appealing posts and encourage students to share the information with their peers.
3. **Email Campaigns:** Obtain email lists from colleges and universities, targeting students who fit the eligibility criteria for your scholarship. Send out personalized emails offering information on the scholarship, application process, and deadlines.
4. **College Fairs and Events:** Participate in college fairs and events to directly interact with students. Set up a booth or table where you can provide brochures, answer questions, and raise awareness about your scholarship opportunity.
5. **Campus Ambassadors:** Collaborate with student organizations or campus ambassadors from different colleges to help promote your scholarship. These students can serve as brand ambassadors, spreading the word about your program among their peers.
6. **Press Releases:** Draft and distribute press releases to local and national media outlets to generate wider awareness about your scholarship program. This can attract attention from a broader audience, including potential applicants.
7. **Online Scholarship Databases:** Register your scholarship on popular scholarship search platforms, such as Fastweb, Scholarships.com, or College Board's Scholarship Search. These platforms are frequently used by students searching for financial aid opportunities.

Remember to include clear instructions on how students can apply, including any required documents and deadlines. Make the application process straightforward and easily accessible to maximize student engagement with your scholarship opportunity.





- Regional Train Event
- Clinics
- SIG Activities
- Layout Tours
- Operating Sessions
- Display Room
- NMRA AP Program Evaluation
- Railroad & General Interest Tours

The Midwest Region of the National Model Railroad Association (NMRA)

AROUND THE BEND

MIDWEST REGIONAL CONVENTION

• MAY 2ND-4TH, 2024 •

The Century Center

120 Dr Martin Luther King Jr. Blvd. South Bend, IN

The National Model Railroad Association (NMRA), Midwest Region (MWR) 2024 Convention hosted by the Michiana Division. We sincerely welcome you to the convention. We have a great event planned for both veterans and beginners in the hobby of model railroading.

Additionally, the Steel Mill Special Interest Group will participate in this event with featured Steel Mill (SIG) clinics and vendors.



Admission Prices

This event is open to NMRA members and the general public

Early Bird Registration (ends April 1, 2024)

Full Convention Registration **\$70** Public **\$60** NMRA **\$48** Volunteers

One-day Registration **\$40** Public **\$30** NMRA **\$24** Volunteers

Gate Registration (on or after April 2, 2024)

Full Convention Registration **\$75** Public **\$65** NMRA **\$52** Volunteers

One-day Registration **\$45** Public **\$35** NMRA **\$28** Volunteers

Members of the public may pay for a Rail Pass Membership and receive NMRA admission prices. Children 12 and under accompanied by an adult (paid) are admitted free.



VISIT
SOUTH BEND
MISHAWAKA

For more info visit
2024AROUNDTHEBEND.COM

New Tracks Modeling “Modeler’s Path to Success.”

Luxury Trains

By Jim Kellow MMR

I remember when men wore ties and some even their coat jackets when working on and running their model railroads. Why? Maybe because they considered it one of the luxuries in their lives and they dressed accordingly. Stop laughing and read on.

Luxury Trains? What? Well, I am not talking about expensive brass models of your favorite train. Nor am I talking about private railroad cars owned by individuals. I am talking about real trains that are so luxurious and elegant many passengers don’t even want to get off to take a tour of local sites. They just want to relax, be pampered, and enjoy a very elegant, slower pace of life. Have you ever ridden on one? Don’t stop reading now.

I remember my first and only overnight train trip back in the 1940s with my Mom and Dad from Jackson, Tennessee to Bangor, Pennsylvania via New York City’s Grand Central Station, as if it was yesterday. We were in a private cabin and there was a person that Mom called a porter, who was very attentive and several times brought me cold drinks and cookies. Everything about the trip was exciting, and provided great memories. At the time I figured this is how everyone traveled! Right?

I now view that 1940s trip as my first and only luxury train trip, although they weren’t called that back then. Frankly back in the late 1930, 1940s, I think all railroads were looking to make their train trips as luxurious, and desirable as possible to compete with the other modes of transportation: automobiles, airplanes, and cruise ships.

The Streamliners had arrived in the 1930s and they were beautiful. Their styles were based on Art Deco designs and they had names like the Hiawatha, New York Central’s “20th Century Limited”, Pennsylvania Railroad’s “Congressional”, Santa Fe’s “Super Chief”, Southern Pacific’s “Daylight, etc.

Railroad advertising, telling us all about them, and showing us how luxurious our travel on them would be, seemed to be everywhere. Elegance and sophistication was in vogue and people dressed up to take train trips.

But then railroad passenger travel started its decline in the 1950s as less and less people boarded trains. The automobile, airlines, and cruise ships had won the hearts and minds of the traveling public.

The belief that a railroad trip was a luxurious experience died and this is probably why today most of us do not know what constitutes a luxury train trip. In fact, I bet not many of us have ever taken a luxury train trip or even had one on our bucket list!

But for me “The Orient Express” was truly luxurious, even into the 1970s, and was definitely on my bucket list. Unfortunately it ceased operation and I lost the opportunity to travel on it. This error in my judgement is right up there with not visiting John Allen’s model railroad when I had the chance. In both cases I figured I can do that later, but then it was “too late” again.

I recently read an article in the Robb Report titled, “How Luxury Trains Are Transporting Travelers to a Bygone Era of Old-World Opulence.” I decided it was time to look into luxury trains, and what had changed in passenger train travel.

I definitely found some current trains that are not only extremely elegant and very refined, but also define a time when graciousness, slower lifestyles, exquisite meals, attentive service, comfort, relaxation, and enjoyment were what we expected, even demanded, from a train experience. As one company stated, “Luxury Trains focus on making five-star (stationary) hotel suites seem passé by one-upping them with ever-more lavish experiences.” Yes, I think these trains take us back in time to experience the luxurious, romantic, shall I say a slower, more refined lifestyle of the 1920-30s era.

My research led me to find that Belmond currently operates the Venice Simplon-Orient-Express (VSOE). Belmond claims to be “the leader in luxury

rail travel with six trains around the world offering an unrivaled experience.” The trains and their various operating itineraries are available on their website (www.Belmond.com). Thanks to Belmond for providing this information and the photo!



During my research I also discovered the “Luxury Train Club”, an online travel agency in the UK that specializes in offering luxury train travel anywhere in the world. According to Simon Pielow, its Director, the club lists almost every luxury Train in the world, and currently has more than 65,500 Members worldwide, with more than 22,000 in the USA. I wonder how many are model railroaders?

The Club is free to join and receive its newsletter which I thoroughly enjoy. It helps subscribers keep up with what is going on in the luxury train market, the available special offers, etc.

I asked Simon what the club saw as the future of luxury Train travel. He replied, “The future is expanding the appeal to a younger demographic, typically from around 40 years old. The sector is evolving as shown by these new entrants: Le Grand Tour, Orient Express La Dolce Vita, and Dream of the Desert. Off-train experiences are becoming more hands-on, more experience-based, rather than following a tour guide round a site or town.”

I found that some luxury trains attract clientele who ride just to experience the train, while other trains appeal to clients who not only appreciate the ride, but also want to visit the locale that the train traverses and to take unique tours at the stops that the train makes during the trip.

I wonder why luxury train trips aren’t being promoted, as far as I know, to model railroaders. I know I am curious about riding and/or modeling them, and think many of you may be, too. So I am going to expose you to the availability of some of the luxury trains in the world and see what you think about riding on them, and about modeling, if not a whole train, one of the cars with its luxurious interior detail for your model railroad.

But first let’s define luxury trains. The Club defines luxury trains as, “Excellence in service, comfort, dining, and accommodation.” My personal definition is “An extremely desirable, supremely elegant, train which provides the highest quality features, superior service, and is recognized as a very exclusive, once in a lifetime, bucket list experience.”

I believe these trains and scenes they navigate are perfect for modeling. We would definitely need to research and study these luxury trains and the associated luxury hotels and resorts at their origins and destinations, plus the scenery they transverse. While many of us may never have the opportunity to actually ride on these legendary trains, I think researching and creating models of them will bring a new dimension to our hobby.

I believe there are many modeling opportunities for these Luxury Trains and would personally love to see well researched models of the unique, luxurious, trains and locations they serve. Is anyone modeling one of the

current luxury trains listed on the Club's website? Oh, and of course I want to Travel on most of them, but Nancy, our CFO, says I will probably have to settle for just modeling them.

Discussing ways to differentiate our modeling and model railroads from what everyone else is building is one of the reasons for me to write these "Luxury Trains" articles. This is the first one. The next article takes us on an imaginary Orient Express trip. This is one train I definitely want to have models of, at least one or two cars with detailed interiors, on my model railroad.

Please let me know what you think. Which luxury train trip(s) appeal to you?

As always, just want to talk or comment, please contact me at:
jimkellow@newtracksmodeling.com

Thanks for reading!

Happy Modeling,
Jim Kellow, MMR

