

NEW TRACKS MODELING

OBSERVATIONS

DECEMBER 2024



MODEL
BRENNAN'S
RAILROADING

Sponsored by:
Brennan's Model Railroading
<https://www.brennansmodelrr.com/>
(816)-252-4605

News & Announcements From Jim Kellow, MMR

Important! → New Tracks Modeling is taking a Holiday break. The 12/18/2024 show will be the last show for 2024. The first show for 2025 will be Jan 8, 2025 when Tom Farrell will be the show Host. We hope everyone has a very Merry Christmas and Happy healthy New Year. With your continued support and help we look forward to having a great 2025 for New Tracks Modeling.

A New Monthly Segment for our Zoom Show

Paul Reeves, owner of Kershaw Models, will host a new monthly segment called: “Using our Imagination with Everyday Inspiration”

Paul, with the creator of this segment, Chris Course, and his first guest Dennis Brennan will be on our December 18, 2024 show. Please watch this announcement segment as it will give you a great idea of what you can expect from Paul in the future.

Here is the original idea that Chris Course outlined for the segments. Thanks Chris for a great idea to show how artistic our modeling is and how we can improve our efforts.

Chris wrote:

“Essentially, it's about everyday inspiration..... It's a segment where someone shares a building, an area, something they've been researching in order to spark interest and imagination. It could take five minutes or maybe longer.

As an example, when I was in Vermont, one of the things I did was research what remains of the White River Railroad. It started in Rochester, Vermont and snaked southward and then east towards Bethel, Vermont. At Bethel, it connected to the Central Vermont. I was surprised what remains of this railroad that was wiped out by epic floods, rebuilt and went bankrupt for the last time in 1931.

As another example, on the same trip, I found a really neat house in Pittsfield, VT that has some very unusual gingerbread siding. Perhaps a segment on that type of architecture. Or, perhaps the house at the top of the hill. It had a water tank in the attic. It's on the list of historic buildings. My father-in-law told me that it used to be a butcher shop. It was recently vacated and is in very poor condition. However, in the last month or so, some guys have begun to flip it and it's starting to improve already.

It doesn't necessarily have to be about architecture. It could be about a module idea, such as the village of Quidi Vidi in St. John's Newfoundland.

[Cover Photo: A view of Brady's Bend from Tom Farrell](#)


It's a cool concept, but we need for people to contribute. Heck, it may even get some of the people that watch the show and don't model to become involved.”

I love this idea and believe it can even include “stuff” we see or use every day for other purposes that we can also use to benefit our modeling creativity.

Paul’s first show segment will be on our January 22, 2025 show. If you have an idea or want to comment about this new segment contact Paul at: admin@kershawcraftsmankits.com

From the Editor’s Desk

Welcome to the December issue of the New Tracks Modeling Observations Newsletter. You might notice a change there on the front page – yes, we’re going to try to have something that actually looks like a cover for page 1. And now this is your chance to have your modeling on the cover. Just send me a good quality portrait format photo and your modeling can be on the cover of an upcoming issue of the newsletter.



Announcements of new products from vendors and news about trains shows and conventions, and New Tracks Modeling Scholarship news, and its travel about the country are included. Updates, additions, and changes to our regularly scheduled program segments are included along with the schedule (subject to change!) for December and January (see pp. **22-23**). As always, send your articles, tips or “tricks” about any aspect of model railroading, or just share a photo or two of a model you are building directly to me at: Martin.Brechbiel@newtracksmodeling.com

Of special note, Greg Cassidy continues working with the staff of Me, Myself, and I as our official minion, ahem, proofreader! And, now we have added Joel McCurry as a second proofreader and Eric Kennedy as our vendor liaison.

Also, please contact our Executive Editor, Martin Brechbiel, MMR, (who-hoo, that’s me!) with your comments, suggestions, details of new products you are producing in any Scale, upcoming events and Train shows, or any of your views, opinions, and comments. Getting this sort of information shared and distributed to the modeling community by all means possible serves all!

Alright, Mandrake, now feed me! Feed me!

Congratulations to Jack Dziadul for being awarded MMR 781. Jack has been a great contributor and friend to New Tracks Modeling and is highly deserving of this achievement. We are all so very proud of you for this accomplishment.

Organizational Sponsors for New Tracks Modeling


Thanks to our current Sponsors for their financial support to help pay for Shows, Zoom, YouTube, and other related out of pocket costs.



Brennan's Model Railroading
<https://www.brennansmodelrr.com/>
(816)-252-4605



O Scale Central
<https://oscalecentral.com/>



National Association of S Gaugers
<https://www.nasg.org/>




National Capital Trains
<https://nationalcapitaltrains.com/>

Mainline Hobby Supply
<https://mainlinehobby.com/>



American Models
<https://americanmodels.com/>

New Creations Victorian Railroad Buildings, LLC
<https://newcreationsvictorian.com/>



Millhouse River Studio
<https://www.studiozphoto.com/Millhouse.html>

Individual and Company 2024 Donations for our 2025 Scholarships

Individual donors in 2024 for our 2025 scholarships are: David Menard, Gerald and Linda Feeney, Jim Kellow, MMR, Fr. Ron Walters, Bob Charles, MMR, Jeff Zigley, Bob Davidson, Jim Foley, Anonymous, Greg Cassidy, Jamie Bothwell, Michael Gorczynski, Rich Randall, Steve Sherrill, Jeff Jordan, Pat Rivard, Bill Bunce, Martin Brechbiel, MMR, the Anonymous kick-off donor, and James Koryta

Thank you all so much for the leadership and financial commitment you have made to our young future modeler's education. Your help is greatly appreciated!

Company donations are greatly appreciated and will be recognized. Companies that donate \$250 in any annual scholarship cycle will be identified as Brass Donors; Silver Donors will be recognized for a \$500 contribution, Gold Donors for a \$750 contribution and Platinum Donors for a \$1,000 contribution. Donors who contribute at least \$2,000 will be listed as a specific scholarship sponsor. Please contact us at: ntms@newtracksmodeling.com to arrange for your corporate donations. Donate early to maximize your exposure. Remember, your contribution will help the young modelers who are the future of our hobby.

We are most pleased and grateful to announce a 2025 \$1000.00 Platinum Donor:

Platinum Corporate Sponsors



Amherst Railway Society

<https://amherstrail.org/>

I am pleased and very grateful to announce our current 2025 \$500.00 Silver Donor:

Silver Corporate Sponsors



Great Scale Model Train Show
<https://www.gsmts.com/>
produced by Scott Geare

I am pleased and very grateful to announce our current 2025 \$250.00 Brass Donors:

Brass Corporate Sponsors



Brennan's Model Railroading
<https://www.brennansmodelrr.com/>
owned by Dennis Brennan

American Models
<https://americanmodels.com/>



The Model Railroad Resource LLC
<https://oscaleresource.com/WP/>
owned by Amy and Dan Dawdy

3D Resin Castings In O and S Scale
Custom Resin Printing
We can print the following:
Parts ready for priming and painting
Parts ready for casting/wax molds
Parts ready for direct burnout

The Model Railroad Resource LLC
407 E. Chippewa St. Dwight, IL 60420
815-274-8809 or 815-584-1577
info@modelrailroadresource.com

Kershaw Craftsman
Kits
<https://kershawcraftsmankits.com/>



WiFi Model Railroad
<https://www.wifimodelrailroad.com/>
owned by WiFi Model Railroad



NEW TRACKS MODELING **MENTORING SCHOLARSHIP**

As this year comes to a close, I'd like to take the chance to thank all those who have so generously supported the New Tracks Modeling Mentoring Scholarship. Because of the individual and corporate sponsors, we will be able to grant AT LEAST three \$2,000.00 scholarships for the 2025-2026 academic year. That said, we're hopeful that we can increase that number and we need your help to do that. Please consider making a year-end donation to the scholarship. Information on making a gift can be found at our website: <https://newtracksmodeling.com/scholarship/>. All donations are tax-deductible as allowed by law, and we now have the capability of acknowledging that your gift is in honor or in memory of someone. 100% of the money goes directly to the scholarship program--there are no fees or charges involved.

On another note, we've been able to maintain our presence at major train shows and conferences and have introduced a new program that works with manufacturers to help spread the word about the scholarship. As of today (mid-November) we have 7 companies participating in the program and we hope to have many more. You can help us by suggesting to any manufacturers that they contact us and become part of this program. It doesn't cost them a penny! Our biggest challenge is letting young modelers know that the scholarship exists for them. This program can be a big help.

As always, if you have any events coming up where you can publicize the scholarship, please let us know and we will furnish you with flyer layouts or, if needed, a banner. Contact us at NTMMS@newtracksmodeling.com

Finally, on behalf of the entire scholarship committee, best wishes for a happy and healthy holiday season and New Year.

Bob Davidson, Committee Chair
New Tracks Modeling Mentoring Scholarship

If you have any questions, please contact Bob Davidson at NTMMS@newtracksmodeling.com

Regularly Scheduled Segments that you can see Weekly on New Tracks Modeling

Scratchbuilder's Corner

by Martin Brechbiel, MMR (Martin.Brechbiel@newtracksmodeling.com)

Scratchbuilder's Corner presents aspects of scratchbuilding primarily with wood as the medium to build structures and rolling stock, but includes the use of other materials such as styrene, brass, resin, and other casting materials as appropriate.

Intentions here are to teach & share techniques and "tricks" that can be adapted into your scratchbuilding projects working from simple projects through those of increasing complexity.

Scratchbuilder's Corner moved through November with a varied array of rolling stock builds and then is expected to continue into December with structure build projects.



Scratchbuilding a Layout - Modeling the Brady's Bend Scene on the On30 RB&OG Railroad, By Tom Farrell (tfarrell60@comcast.net)

The Brady's Bend scene on the Rustic Buff & Old Gothic Railroad is about halfway done. I'm modeling Pittsburgh in 1930, reflecting the gritty, somber atmosphere of the Great Depression, which is leaving its mark on the city. In my modeling, every detail speaks to the hardship and resilience of those enduring one of the most challenging periods in American history.

The scene is bleak down by the railroad tracks: soot-streaked buildings line the tracks, and the industrial hum has slowed to a murmur as factories cut back on production. Freight cars sit idle on rusted tracks, and unemployed workers gather in small, weary groups, hoping for a day's wage. Nearby is Shantytown, crowded



with makeshift shacks, where the unemployed struggle to get by.

This scene features a Dave Wingrove-built articulated locomotive at Tunnel Number 2. Everything is scratchbuilt except for the signal tower.

The making of “Brady’s Bend” is scheduled for a “Watch me Build” feature on the New Tracks Modeling Live YouTube show this November & December. The show airs every Wednesday evening at 7:00 PM ET, with all episodes recorded, segmented, and available on YouTube for convenient viewing anytime.

New Tracks Modeling “MY BUILD” 2024

by Chris Course (railrunner130@hotmail.com)

Model railroading is about sharing and the monthly MY BUILD is your opportunity to share and show off your build with the world. Trains, structures, or boats, it doesn't matter. It doesn't have to be your latest build. Heck, it could even be something you found at a yard or estate sale and just thought was neat. Or, maybe if you're stuck on something, need a different technique, or are stumped on how to proceed on a project. This is a good part of the show to ask questions. Please ask. We can help. The November My Build is on YouTube at:

<https://www.youtube.com/watch?v=Tby5VL1IE24>

Every other month we have a “theme.” These are not rigid. If you can find something to share that fits in a category, regardless of being “outside the box”, that is ENCOURAGED!

The schedule and topics for the 2024-2025 My Builds:

- Dec. 18** Interiors, insides of buildings, engine houses, etc.
- Jan. 22** Free for all! Anything goes!
- Feb. 19** Kitbashes, Scratchbuilds
- March 19** Free for all! Anything goes!
- April 16** Automation/Animation - Make it move!
- May** Free for all! Anything goes!
- June** Water; Waterfront buildings, wharves, boats, covered bridges, water tanks, anything water related
- July** Free for all! Anything goes!
- August** Harvest: farm equipment, grain elevators, hopper cars, mills, tractors, agriculture, barns, chicken coops, livestock, cattle pens/ranching, cattle cars, reefer cars;
- September** Free for all! Anything goes!
- October** Layouts; Finished, In-progress, Switching layouts, Modules, Dioramas
- November** Free for all! Anything goes!
- December** Interiors, Insides of buildings, engine houses, cabooses
- Jan 2026** Free for all! Anything goes!

What’s to know about The Scales We Model In?

We have had many discussions with modelers who ask, “What is O scale or N scale all about? Does anyone really model in S scale? Can I really scratchbuild a model in N scale?” Your scale of choice may be G, O or O Hi-Rail, S, HO, or N, and there are others yet that modelers choose to build in today. However, we frequently know little about the details of other scales, are possessed of misinformation, or simple mythology.

To discuss this on a regular basis, New Tracks Modeling is running monthly segments on G, O, O Hi-Rail, S, S AF/Hi-Rail, HO, and N scale hosted by knowledgeable talented modelers in each scale. These modelers will try to answer your questions, present information about what is possible to accomplish, and then present what a new modeler entering a scale might need to consider.

The 2024/2025 schedule for “**The Scales that We Model In**” is:

Dec.	4th O, O-HR	11th HO, N	18th S & S HR, G	
Jan.	8th O, O-HR S & S HR	15th HO, N, G	1st	
Feb.	O, O-HR	HO, N	S & S HR	G
March	O, O-HR	HO, N	S & S HR	G
April	O, O-HR	HO, N	S & S HR	G
May	O, O-HR	HO, N	S & S HR	G
June	O, O-HR	HO, N	S & S HR	G
July	O, O-HR	HO, N	S & S HR	G
August	O, O-HR	HO, N	S & S HR	G
Sept.	O, O-HR	HO, N	S & S HR	G
October	O, O-HR	HO, N	S & S HR	G
Nov.	O, O-HR	HO, N	S & S HR	G
Dec.	O, O-HR	HO, N	S & S HR	G
Jan. 2026				

If you have specific questions you want addressed, or a specific person you would like to see interviewed on a scale segment, please contact the appropriate host. Their email addresses are shown below.

Train Show Schedule

<p>Great Scale Model Train and Railroad Collectors Show Feb 1st and 2nd, 2025 Sat. 9am-5pm; Sun 10am-4pm Admission Sat & Sun \$12; Sun \$10 Maryland State Fair 2200 York Rd. Timonium, MD 21093 Click here for complete map and directions from all points; <u>https://www.gsmts.com/</u></p>	<p>O Scale March Meet March 20-23, 2025 Westin Lombard Yorktown Center Lombard, IL The March O Scale Meet is a 3 day gathering of vendors, customers, clinics, and fun held annually in March in the Chicagoland area. This is the Chicago O Scale train show you've heard of. Website: http://marchmeet.net/</p>
<p>Strasburg 2 Rail Train Show April 12th, 2025 9am-1pm Strasburg Train Show: Two-rail swap meet at the Strasburg Fire Co., 203 W. Franklin St, Strasburg, PA Admission \$7, wives/children/military with ID free Tables \$35 for first table, additional \$30 per. Great food, modular layout, clinics. Contact Richard Yoder EST evenings 484-256-4068 Click here for info.</p>	<p>Great Scale Model Train and Railroad Collectors Show May 3rd and 4th, 2025 Sat. 9am-5pm; Sun 10am-4pm Admission Sat & Sun \$12; Sun \$10 Maryland State Fair 2200 York Rd. Timonium, MD 21093 Click here for complete map and directions from all points; <u>https://www.gsmts.com/</u></p>
<p>Strasburg 2 Rail Train Show August 9th, 2025 9am-1pm Strasburg Train Show: Two-rail swap meet at the Strasburg Fire Co., 203 W. Franklin St, Strasburg, PA Admission \$7, wives/children/military with ID free Tables \$35 for first table, additional \$30 per. Great food, modular layout, clinics. Contact Richard Yoder EST evenings 484-256-4068 Click here for info.</p>	<p>O Scale 2 Rail Indianapolis Train Show September 18-20, 2025 September 19, 2025 3pm–7pm September 20 9am–3pm La Quinta Inn & Suites Indianapolis South Near the intersection of I465 and Emerson Ave. Indianapolis, IN O Scale 2 Rail/P48, Narrow Gauge/On30, 3 Rail Scale Website: https://www.indyoscaleshows.com Phone: (833) 410-3872</p>
<p>Strasburg 2 Rail Train Show October 11th, 2025 9am-1pm Strasburg Train Show: Two-rail swap meet at the Strasburg Fire Co., 203 W. Franklin St, Strasburg, PA Admission \$7, wives/children/military with ID free Tables \$35 for first table, additional \$30 per. Great food, modular layout, clinics. Contact Richard Yoder EST evenings 484-256-4068 Click here for info.</p>	<p style="text-align: center;">Send us your train show information!!!!</p>



2025 Railroad Hobby Show

Tickets are NOW ON SALE for the 2025 Railroad Hobby Show!
January 25 and 26, 2025
9:00 am - 5:00 pm on Saturday | 10:00 am - 4:00 pm on Sunday

<https://www.railroadhobbyshow.com/index.php>

[Tickets for the Big E](#)

2025 HARRISBURG All O Scale Meet

O Scale 2 Rail – O Scale
Traction - Proto 48 - On3
On30 - On2 - On18

Saturday Sept. 20th - 9:00 to 3:00

LOCATION: **New Hope Church**
584 Colonial Club Drive
Harrisburg, Pa. 17112

Guest admission: \$10 – *Spouses and children under 12 free.*

Clinics and instructional displays on going throughout the event.

Food and drinks: Available all day. It has been called
"The best train show food in North America!"


Vendors: For table information, availability, admission and fees
please email us at millcreekrr@yahoo.com for detailed information.

Additional information or updates can be found on the meet's **Facebook**
page under the title "Harrisburg All O Scale Meet".

Near by hotels for any one staying over. **Quality Inn Harrisburg-Hershey Area**,
200 N Mountain Rd, Harrisburg, PA 17112 (717) 540-9339 or **The Ramada Inn**,
300 N. Mountain Road, Harrisburg, Pa. 17112 (717)-461-9602 Both are only
about 3 minutes from the New Hope Church venue.



Amherst Railway Society presents



January 25 & 26, 2025

Eastern States Exposition
West Springfield, Massachusetts 01089

railroadhobbyshow.com

operating model railroads
railroad art and photography
railroad books and videos
model railroad clinics
family entertainment
tourist railroads
collectibles



America's largest railroad-themed trade show



amherstrail.org

Eastern States Exposition is the home of the BIG E Agricultural Fair

2025 HARRISBURG Narrow O Summer Meet

On3 – On30 – On2 - On18

A two day event focused on anything and everything O scale narrow gauge.

Friday June 13 (11:00 to 6:00)
and **Saturday June 14** (9:00 to 3:00)

LOCATION: **New Hope Church**
584 Colonial Club Drive
Harrisburg, Pa. 17112

Guest admission: \$20 for both days – *Spouses and children under 12 free.*
Clinics and Maker Spaces demos on going throughout the event.

“The best train show food in North America”

Due to church rules and insurance restrictions: NO alcohol will be allowed

Vendors: For table information, availability, admission and fees
please email us at millcreekrr@yahoo.com for detailed information.

For updated information on the event, including the vendor list, Clinic topics, Maker Space presenters
and layouts along with any additional information or updates can be found on the Meet's
Facebookpage under the title “Harrisburg Narrow O Summer Meet”.

Most attendees have used either the **Quality Inn Harrisburg-Hershey Area**,
200 N Mountain Rd, Harrisburg, PA 17112 (717) 540-9339 or **The Ramada Inn**,
300 N. Mountain Road, Harrisburg, Pa. 17112 (717)-461-9602 in the past and
found it to be a clean, friendly and a good value. Best of all they are located
only .9 of a mile or about 3 minutes from the New Hope Church venue.

The largest all O scale Narrow Gauge event in North America

Volunteers Working on the Real EBT Railroad

From Gene Tucker:

What a great week!

At this writing, here's where we stand:

- The assembled track is now about 40' north of McCoy Road. The track will be tied into the crossing tomorrow.
- Fully gauged and spiked track is now 2,450' south of the overhead bridge at Jordan Summit (and 550' north of McCoy Road).

Consider this: In the last six months, the full-time crew, assisted by us, have laid 6,500' of track (from 475).

We had two work sessions this week (Tue and Thu). Deepest thanks to the following for their presence and their work: San Painter, Daniel Lane, Larry Fuchs, Ron Elliott, Brian Wolfe, Victor Booth, Rick Poletto, William Rush (new - welcome!), Joel Myers and John Quinn.




A small gap to McCoy Road - Oct 24h
(John Quinn photo)



Bill Rush sets a spike - Oct 24th
(G. Tucker photo)



Victor Booth adjusts the gauge - Oct 24th
(G. Tucker photo)



McCoy Road looking north (1) - Oct 24th
(John Quinn photo)

We've had another productive track work session during FEBT's October Work Weekend. Twenty-six members assisted in the work, including eleven FEBT members, ten teens who are part of the Young Easties group (ages 13 - 18), three FEBT members who are cleared to work with youth who mentored and led the Young Easties members, and all of those who were ably led by Mr. Henry Long, the railroad's Track Foreman.

We got a lot done:

- We gauged and spiked the rail to a point less than 200 feet north of the McCoy Road grade crossing.
- Track was lined in a number of places.
- Toward the end of the work day, we got out some spike mauls, and invited the teens to try their hand driving spikes the hard way, much to the delight of the adults (some of whom got into the action, as well). No broken handles, I am happy to report!
- Mr. Henry Posner III, Chairman of the East Broad Top Foundation Board, paid a visit trackside in the morning.


Assisting in this work were: Larry Fuchs, Jonathan Miller (new, I think - welcome!), Jeff Miller (new, also, I think - welcome!), Tom Perman, Wayne Cass, Lamar Tyson, Tom Jordan, Jon Rudman, Adam Wright, Victor Booth, Jack Schindele, Tim Schindele (Young Easties leader) and Dave Hart (Young Easties leader).




A Young Easties gets acquainted with the spiking gun - Oct 26th (G. Tucker photo)



Henry Long runs the spiking gun - Oct 26th (Wayne Cass photo)



Young Easties get to try the spike maul - Oct 26th (G. Tucker photo)



Young Easties prepare to set spikes - Oct 26th (G. Tucker photo)

EBT Track Work Report - Week of October 28th

- On Monday, Daniel Lane assisted Henry with the distribution of OTM (Other Track Material - spikes, plates, bolts, etc) from McCoy Road south to 994. Kudos and thanks, Dan!
- On Wednesday, the full-time crew spread six train loads of stone, 1,500'!
- On Thursday of this week, we:

Connected the track to the McCoy Road crossing on both sides (a short stretch of maybe fifty feet south of the crossing got done).

Lined the track north of the crossing.

Assisting in yesterday's work were: Al Gallo, Brian Wolfe, Daniel Lane, Tom Hesketh, Dave Johnson, Bill Reynolds, Jack Fornadley, Larry Fuchs, and John Widmeyer.



Spiking up the north side - Oct 31st
(G. Tucker photo)




Working on the north side - Oct 31st
(G. Tucker photo)



Crossing 475 - Oct 31st (Jack Fornadley photo)



Work train passes thru the Jordan Summit cut – Oct 31st (Jack Fornagley photo)



Work train passes thru the Jordan Summit cut – Oct 31st (Jack Fornagley photo)

New Tracks Show Schedule – December / January

(Register at: <https://newtracksmodeling.com/>)

<p>Dec. 4 Welcome & Announcements; Jim Kellow O Scale Modeling with David Schultz O High Rail with Dennis Brennan Watch Me Build the Tom Yorke Becky Sue House of Beauty kit By Frenchman River Model Works Part 1 with Tom Ferrell Scratchbuilder’s Corner 44 with Martin Brechbiel “Building your Dream Layout one Diorama at a time” with Matt Woods. Part 3 Making figures with DAZ Studio and Blender with Earl Hackett “What Do You Want to Talk About” with Steve Sherrill</p>	<p>Dec. 11 Welcome & Announcements; Jim Kellow HO Scale Modeling with Ed O’Rourke N Scale Modeling with Bill Stimson Watch Me Build the Tom Yorke Becky Sue House of Beauty kit By Frenchman River Model Works Part 2 with Tom Ferrell KATO USA with KATO Representative Cement themed layout with Chris O’Donoghue Scratchbuilder’s Corner 45 with Martin Brechbiel Build Along Announcement with Bernie Kritzer - Mini Dioramas Circus (National Capital Trains) “Building your Dream Layout one Diorama at a time” with Matt Woods. Part 4 “What Do You Want to Talk About” with Steve Sherrill</p>
<p>Dec. 18 Welcome & Announcements; Jim Kellow S scale Modeling with Jamie Bothwell S gauge Modeling hosted by Joel Weber G Scale Modeling with Steve Bittinger Watch Me Build the Tom Yorke Becky Sue House of Beauty kit By Frenchman River Model Works Part 3 with Tom Ferrell Announcement of the Paul Reeves owner of Kershaw Models, host for “Using our Imagination with Everyday Inspirations for our modeling” with Dennis Brennan and Chris Course MY BUILD with Chris Coarse and Greg Cassidy Wrap up of 2024 with Jim Kellow and Bob Davidson</p>	<p>Dec. 25</p> <p style="text-align: center;">Merry Christmas!</p>

<p>Jan. 1</p> <p style="text-align: center;">Happy New Year!</p>	<p>Jan. 8 Welcome & Announcements; Jim Kellow New Tracks Modeling Founder Jim Kellow MMR kicks off 2025 year with Introduction of Tom Farrell as the New Host of New Tracks Modeling O Scale Modeling with David Schultz O High Rail with Dennis Brennan S scale Modeling with Jamie Bothwell S gauge Modeling hosted by Joel Weber Charles of KATO USA Build Along Part 1 with Bernie Kritzer - Mini Dioramas Circus (National Capital Trains) Building old kits of structures with Steve Montgomery Scratchbuilder's Corner 46 with Martin Brechbiel Scratchbuilding his layout with Tom Farrell “What Do You Want to Talk About” with Steve Sherrill</p>
<p>Jan. 15 Welcome & Announcements; Tom Farrell HO Scale Modeling with Ed O'Rourke N Scale Modeling with Bill Stimson G Scale Modeling with Steve Bittinger Charles of KATO USA Build Along Part 2 with Bernie Kritzer - Mini Dioramas Circus (National Capital Trains) Building old kits of structures with Steve Montgomery Scratchbuilder's Corner 47 with Martin Brechbiel Scratchbuilding his layout with Tom Farrell “What Do You Want to Talk About” with Steve Sherrill</p>	<p>Jan. 22 Welcome & Announcements; Tom Farrell “Using our Imagination with Everyday Inspirations for Our Modeling” with Paul Reeves, owner of Kershaw Models; Chris Coarse first guest Charles of KATO USA Build Along Part 3 with Bernie Kritzer - Mini Dioramas Circus (National Capital Trains) MY BUILD with Chris Coarse and Greg Cassidy</p>
<p>Jan. 29 Welcome & Announcements; Tom Farrell Scratchbuilder's Corner 48 with Martin Brechbiel Scratchbuilding his layout with Tom Farrell “What Do You Want to Talk About” with Steve Sherrill David Banks talks about his new kits, and shows photos of “Structures Begging to be Modeled!” Charles of KATO USA Build Along Part 4 with Bernie Kritzer - Mini Dioramas Circus (National Capital Trains) Building old kits of structures with Steve Montgomery Inglenook Switching layout with Jeff Jordan</p>	



New Tracks Master Model Builder Partners with Frenchman River Models on New Tom Yorke Kits

Starting on December 4, 2024, Master Modeler Tom Farrell will begin a partnership where he constructs the newly released O-Scale kits (1/48) designed by Tom Yorke and produced by Frenchman River Model Works. Each release will be featured as a "Watch Me Build" segment for the live New Tracks Modeling YouTube show, aired every Wednesday at 7:00 PM ET.

The series will kick-off with the "Becky Sue's House of Beauty" kit, which Frenchman River Model Works will release in August/September 2024.

Here is a link to the new structure:
<https://frenchmanriver.us16.list-manage.com/track/click?u=d3c64d7e301361726ba4ae1ab&id=cbd3262093&e=b5aaae6bd3>

Future shows on this "Watch me Build" series will be scheduled based on the release dates of new Tom Yorke designs or with a featured model presently offered by Frenchman River Model Works.



Traction Modeling From Eric Diehl

Here is a photo of some of my collection. Most were completed in the last 5 years. I have about 125 operable traction cars in my collection. That is not including anything still in kit form, on the drawing board, diesel, stream or heavy electric. I started getting into traction in 1980 when I graduated from college and had more time on my hands. My dad was into traction before me and about 10 of his cars were the start of my collection.

In this photo you can see cars I have scratchbuilt, 3D printed, kit bashed, and brass bashed. Most have decals I had custom made, others were lettered with alphabet sets.



The column on the left contains 5 cars listed from top to bottom:

Indiana Railways and Light. Single end freight motor with offset freight doors. It is scratch built in wood and has my homemade rubber band drive;

Western Ohio Railway. CERA freight trailer La Belle kit. (Last winter I made white Western Ohio decals for a new trailer that will be painted dark green. I couldn't just stop at one!);

Indiana, Columbus, and Eastern. Ex Ohio Electric short freight trailer with "Ship by Traction" billboard decals (La Belle kit);

Northern Ohio Railways and Light. CERA freight trailer. Scratchbuilt in styrene and credit card material;

Cleveland, Columbus, and Southwestern. Freight trailer. Scratchbuilt in styrene and credit card material.

Middle column top to bottom:

Eastern Michigan Railways. Baldwin-Westinghouse freight motor. Brass bashed from a basket case South Shore model. The dimensions are not exact since the EMR cab and floor were shorter. Modifying the original brass model would have meant starting from scratch, constructing a new cab and floor. I already had built new cab ends and I did not want to do more. Especially considering the South Shore model's power unit would not fit in a smaller cab so would have needed a different power unit;

Fort Wayne, Van Wert, and Lima. Freight motor. Kit Bashed from a La Belle kit. Contains my other homemade rubber band drive;

Dayton and Western. No. 611 parlor car. 3D printed sides, ends and roof.

Des Moines Railway. McGuire Cummings built streetcar. Kit bashed from a Funero and Camerlengo resin casting with modified Bachmann Brill ends;

Fort Dodge, Des Moines, and Southern. Wood combine. Kit bashed from a Labelle kit and etched metal ends.

Right column top to bottom:

Miamisburg and Germantown. Barney and Smith combine. Kit bashed from a Bachmann Brill car;

Lebanon and Franklin. Barney and Smith combine. Kit bashed from a Bachmann Brill car;

Dayton and Troy (Lima Route) Barney and Smith combine, made from a kit bashed Bachmann Brill;

The Milwaukee Electric Railway and Light Co. Parlor car Mendota. Scratch built with my own photo etchings and powered with a shortened Spectrum Doodlebug floor, trailer, and power truck;

Eastern Michigan Railways. Kuhlman steel freight motor. Brass bashed very lightly from a brass Kidder C&LE model.



Detroit United Railway. Kuhlman Car CO. Steel coach. Photo etchings made by Locomotive Workshops. Rocky River OH. Sides, ends, and bulkheads assembled by Walt Staffa. Roof, floor, trailer truck were scratchbuilt. Details added and painted by Eric Diehl. Tenshodo SPUD power truck. Custom made logo.

Volunteering in Model Railroading

New Tracks Modeling wants to hear more model railroaders to say, “Of course I will volunteer to help. Here is what I am interested in doing.”

I know that there are many Model Railroad clubs, associations, Zoom shows, etc. that rely on volunteers to have successful programs, events, and growth. I know that is true for New Tracks Modeling and our scholarship.

New Tracks Modeling wants to say thank you to all volunteers by starting a monthly segment on our Zoom shows and in our newsletter spotlighting volunteers who make our Hobby what it is today, and what it will be tomorrow.

These segments will demonstrate the benefits voluntarism provides to the individual and to encourage and hopefully stimulate a lot more model railroaders to become volunteers. I hope every viewer of the New Tracks Modeling Zoom and YouTube shows, and the articles in our Observations newsletter will watch these new segments and be instantly stimulated to volunteer, get involved, and help a model railroad organization, to use a spin-off of a comment that has been said many times, “Make the Hobby of Model Railroading Great Again” so pitch in and please help.

The first Segment will be on our March 26, 2025 Zoom show. It will be called “Real Stories of Volunteerism” and be hosted by Kurt Thompson, MMR, a true volunteer hero. See for yourself.

Volunteering in Model Railroading Kurt Thompson, MMR

“What is a synonym for mentor? A volunteer. This may seem like a long stretch of synonyms.

Why is being a volunteer important in the model railroading community? Why do I volunteer in the hobby? Mainly to share with other modelers what I have learned, whether it was learned gracefully or haltingly. As most all of what I know about model railroading came from others who volunteered their time and knowledge to help me improve and grow.

When I first got interested and active again in model railroading, I was around the age of 12. I had my money from mowing lawns and wanted a layout like I saw in the Atlas little blue-colored track plan booklet. I was living in East Tennessee then. There was a local hobby store (Whitty’s Hobby Shop). What there wasn’t to my knowledge were any local model railroaders and the NMRA was a vast organization out of reach of this kid in Morristown.

I thought I knew a lot and enough. What young teenager doesn't? I wasn't a wise person since I didn't know or understand the limits of my model railroading knowledge. Or as the saying goes, "I didn't know what I didn't know."

After stumbling through many more years, I continued being an armchair modeler/lone wolf until I attended my first NMRA convention in 1987 (Full Steam to Eugene). At that time, I joined the NMRA and started making friends/acquaintances with other model railroaders.

One of them I met was Dean Ebner through work. Dean took me under his wing and was a friend and mentor to me about the hobby. He led me to my first Ops session and to be included in a weekly operating group.

By the example of Dean and the rest of the RifRaf, I helped give my first clinic on a (very primitive) car card operating system - index cards and paper clips. A couple years later I gave my first clinic at an MER regional convention. The title was "Operations - the Pinnacle of Model Railroading." I was scheduled for a Sunday morning finale clinic. It was given with an overhead projector and transparencies; no PowerPoint in 1994.

The second Achievement Program certificate I earned was Volunteer. I earned it as I served in various positions, most of them on National committees. I did those mainly because I opened my mouth and said something about what I saw in the NMRA Bulletin. I forgot the second rule of pointing out an issue was to bring along a solution. These volunteer positions were good for me as I was able to do them remotely.

The basic point I want to make about being a volunteer in model railroading is in volunteering you are sharing your love and knowledge of the hobby. And in doing so you are helping others to grow and enjoy their part of the hobby. Where you volunteer isn't as important as the simple fact that you are volunteering."

But hey, you don't have to wait for the first Zoom show you can volunteer now with your favorite model railroad organizations and start immediately helping our hobby. Naturally I hope you select one of our New Tracks Modeling programs as one of your favorite volunteer organizations so please email one of the following New Tracks Modeling Program leaders and offer your skills and help. Please!

Please contact:

Tom Farrell, Host of Zoom shows (tfarrell60@comcast.net)

Bob Davidson, Chairman of Scholarship Committee (NTMMS@newtracksmodeling.com)

Martin Brechbiel, MMR, Editor of Observations (Martin.Brechbiel@newtracksmodeling.com)

Jim Allen, Webmaster (jimp72@msn.com)

Phil Edholm, Zoom and Digital Producer (pedholm@pkeconsulting.com)

Jim Kellow, MMR, Orchestra Leader (jimkellow@newtracksmodeling.com)

Alan Loizeaux of Empire-Trackworks.com made a three way stub switch for Jeff Jordan that he showed on our Zoom show and discussed how great it operates. Let's talk here with Alan.

Please tell me who you are as a modeler.

I'm the Joe Dirt of the model railroad hobby; just an average guy doing average things a Jack of all trades & master of none. I enjoy helping others get their projects done. Track work is my niche in the hobby: PCB method of turnouts (similar to Fast Tracks) and hand laying track.

Your History in the hobby.

As a young kid, my father introduced me to the model railroad hobby. I attended many conventions and helped him to build his S Scale layout. In my younger years, dad had built me a large Lionel train set which folded down from the wall. Around 8 years old, I entered a raffle contest for a HO train set and won the drawing. The HO trains lived under the bed on a sheet of plywood for years. In my teens, I built a full size HO train layout in my bedroom around the walls (11' x 13') all while helping my father with his layout learning benchwork, track laying, wiring & scenery. I loved the mechanics behind everything working together. Fast forward 22 years and after retiring from the military, I was hired by Norfolk Southern as a Conductor. The railroad bug was still alive and the wife approved space allocations in the basement. I started building my layout and have enjoyed every moment with the help of a few good friends.

How you learned to build.

I'm not a scratchbuilder by any means. Therefore, the rolling stock is ready to run and structures are from well-developed laser kits. My dad taught me years ago how to build benchwork, track work, wiring and scenery. Of course, books, magazines, You Tube, chat room forums helped me to get current information.

Did you have a mentor or just trial and error?

I have a few close friends to ask for help & advice. Researching on the internet is a bonus. Forum chat rooms and YouTube lead to an appropriate direction for success. Trial & error is always involved to some degree.

What scale(s) and why that scale(s).

I personally model in On30 to resemble a freelance version of the DRGW. I knew I wouldn't capture all the elements desired with the available space in HO. After some long thoughts, I changed to O scale narrow and have been very happy with the choice.

What areas will you help other modelers by mentoring.

I feel comfortable helping with rock solid trackwork and basic DCC wiring. Reading about the complaints of the RTR manufacture's turnouts, most off the shelf products have track gauge or electrical issues that require modifications for reliable operations. Sometimes these quirks don't show up until after the product has been installed for a few months or years.

Talk about your company. Why and when started?


I started Empire Trackworks back in early 2024. I had the opportunity to purchase Tamalco (S Scale) from a good friend, Larry Morton. I was intimidated by the aspect of being a small business owner and reluctantly declined his offer. The thought lingered in my head, what if? It dawned on me reading through various topics on forums, most mass manufactured RTR turnouts needed modifications to be within NMRA/NASG & DCC standards for reliable operations or were only available in very limited frog angles. Some websites offering custom turnouts are still active, but not responding to email requests (so I have been told). I'm heavily invested with the Fast Tracks (FT) method of building turnouts and offered my services among the On30 Facebook groups. I had an order, then another, then another, all with positive review comments. Soon, I was contacted to discuss building other trackwork pieces in S scale, SN3, and On3. I felt I had a quality service to provide to other modelers to fill a void in the hobby track department.

What products and services are offered?


Providing regular & 3-way turnouts in S, SN3, ON3 & On30 (various frog Nos. and rail codes); Ready To Drop In (RTDI) stub switches have become popular. Version 3 is in production and V4 will have more improvements. Custom requests for specialty trackwork is available. Previous custom requests:

- On3 & On30 3-way stub switch
- O scale (C125) with On30 (C100) 45 deg crossing
- S scale (C138) with Sn3 (C70) curved crossing
- On30 Curved stub turnouts

All products are DCC/DC/DR friendly with hidden power jumpers for easier installation. Basic Electrical Upgrade (BEU) is included on all products. Full Electrical Upgrades (FEU) on request. FEU has a wire cable attached to the underside of the frog with 3 wires to attach to the DCC BUSS for simple wiring.



3-way turnouts have additional hidden power jumpers to provide trouble free electrical on the hinged points. Everything available as a skeleton or with wood ties attached. All orders are hand built with jigs/fixtures to achieve stellar standards of quality. I'm constantly working to improve the product line.



What are your Company's future plans.

Empire Trackworks will be expanding into S gauge Hi-Rail (C125/138/148) and HOn3. Anything S Scale or narrow gauge is open for discussion.

I will be attending the 2025 NASG & NNGC.



Alan Loizeaux
910-624-8163
Empire-Trackworks.com
Empire-Trackworks@outlook.com
Empire Trackworks on Facebook

1:64 Scale Transfer Station with Animation Update

We, *CatzPaw Innovations LLC*, *New Creations Victorian Railroad Buildings LLC*, and *American Models*, want to thank everyone who pre-ordered the *1:64 Scale Transfer Station with Animation!* This has been an exciting project and we look forward to bringing this kit to market.

We received positive feedback from S-Fest Convention attendees who had the opportunity to witness the prototype in action. We also received a few suggestions which we are reviewing for implementation. One notable suggestion that will be implemented in the final version is the option to mirror the building design and loading dock, i.e. relocating the tractor trailer and rail cars to the opposite sides.



Pre-orders will be shipping in mid-December, just in time for the holidays.

For more information visit the product page at: <https://tinyurl.com/AnimatedTransferStation>

Or by scanning the QR code.



Two Master On30 Modelers Exchange Scratch-built Structures

by Tom Farrell

In a follow-up to last month's (November 2024) story, On30 modelers Gary Beatty and Tom Farrell have exchanged their scratch-built O-scale structures, each crafted to capture the unique essence of their railroads. This exchange is sure to spark conversations among visitors, highlighting the craftsmanship and distinct themes of their layouts. These one-of-a-kind structures bring new layers of storytelling to each railroad, adding intrigue as these seemingly out-of-place elements find their new homes. Their collaboration reflects the strong sense of community and shared inspiration within the On30 "Black Sheep" sub-culture—a defining trait of this model-railroading niche.

This month, Gary shares the story behind his creation:


Tommy's Puerto Borracho Cantina

A Back-Story by Gary Beatty

It was spring of 1931 when Thomas Farrell, Indiana limestone mogul and proprietor of the Rustic Buff and Old Gothic railroad, decided he'd had enough of the hustle and bustle of big city life and needed a well-deserved vacation. He packed a few bags with a month's essentials and took the next train out west. He planned to travel to San Diego, California, and then head due south directly to the Mexican village of Puerto Borracho, which he had heard so much about.

Within a short 3-day train ride, he arrived at the station in San Diego. He then crossed the border into Tijuana, purchased a ticket, and stepped aboard a quaint (and questionably maintained) Mexican narrow gauge train for the day's journey to his final destination, Puerto Borracho.

Upon arrival, it was precisely as he had pictured it. A quiet little seaside village on the coast of the Sea of Cortez, populated by fishermen, merchants, tourists, and, of course, the Jimadores who worked the agave fields. It was their work that fed the tequila distillery, and allowed the village's claim to fame of "Having the best tequila in all of Mexico."



It wasn't long before Tom was completely immersed in the locals' lifestyle. He'd already picked his favorite cantina, which also just happened to be the only cantina in town, El Mardón. His daily routine included having an ice-cold cerveza or sipping tequila, eating fresh fish tacos, sharing stories with the locals (in broken English, of course), and taking siestas. What a life!

Each day rolled into the next, and before he knew it, it was time to head back to the "real life" at home in the city. The laid-back, friendly, and festive nature of the folks in Puerto Borracho had certainly grown on Tom, and he was sure he didn't want to lose the experience. So, on his journey back home, he vowed to create a little of that environment. He had made the decision to build Tommy's Puerto



Borracho Cantina. A place where locals could get a taste of the Baja lifestyle both figuratively and literally by serving up tequila, tacos, and good times with their amigos.

Now located just on the outskirts of Shantytown, his little establishment has become quite popular. If you visit town, please stop by Tom's little cantina, toss a sombrero on your head, and take in a little piece of Mexico Tom brought back from his vacation a few years back!



~Ole'!~

VENDOR'S CORNER



On January 24, 2025, Chris Coarse, owner of Conowingo Models will be hosting a make-and-take clinic at the Amherst Railroad Hobby Show in Springfield, MA. To register for the clinic, click [here](#).

This years' kit will be of an HO scale 24' boxcar that has been repurposed into either an ice cream shop or coffee shop. The clinic kits will be pre-painted and come with all the tools and supplies needed to complete the kit.

To demonstrate how easy this kit is, my 14 year old daughter, who has never built a kit before, constructed one of the pilot models alongside with me.



The kit will be available from <https://conowingomodels.com/> for those unable to make the show. Some may have pre-painted parts. However, this is only on the excess from the clinic batch.



Caboose #5 in HO Scale by Conowingo Models
Caboose #5 is a further development of the Passenger Car #1.

ORDER YOURS TODAY

Caboose#5 in HO/ HOn3 scale is a further

development of Passenger Car #1. Both are shown in the second photo. We'd been wanting to do a cupola-less caboose and the more work we put into Passenger Car #1, the more the idea blossomed. In fact, the planned Caboose #4 was bypassed to bring Caboose #5 to life. #4 is still in the works... It will be worth the wait! The kit features laser-cut wood, Tichy doors, windows and details, along with 3D printed parts and fictional Conowingo Railroad decals.



THANK YOU!!!

Thank you!! to all of you for your support of Conowingo Models for the past FIVE years. It means a lot to us to have a loyal group of supporters.

Many thanks to all those that came out and made the FIRST-EVER Perryville Train Show a success!! There's talk of another one in March. Stay tuned for details.

In other train show news, we've added several train show dates. See below for details. As far as new kit news, we're still diligently working on several, including N-scale. Stay tuned for more details.

We hope to either meet you at an upcoming train show or virtually on the New Tracks Modeling Zoom program.

York Modelmaking

When it was pointed out to us that plywood sleepers are no longer readily available we got straight onto it and added them to our standard range of 00 and 0 gauge products.

They are available as 10" x 8'6" and 10" x 9' (5.8 x 63mm) sleepers and also in longer strips to cut-down to your required length. As with the rest of our laser-cut products you can request them to be re-sized if you need a bespoke size.



The sleepers are supplied in the natural light plywood colour. They can easily be coloured with a wood-stain or diluted acrylic paints while Noch paint pens work well. The plywood strips are also handy for constructing buffers, coal staves and fences etc.

[> Link to online shop – 0 scale Sleepers >](#)

[> Link to online shop – 00 scale Sleepers >](#)

[> Link to online shop – N scale Sleepers >](#)

BACK IN STOCK

It's been a while, as they sold-out at York Railway Show, but our magnetic trays are available again. Keep a very handy little tray close by when you're working on rolling-stock and you will never lose those tiny little nuts, bolts, springs and screws again – just pop them on the magnetic tray for safe keeping. Also perfect for pins and needles etc.





Excellent if you need a small gift. [> Link to online shop - Magnetic Trays >](#)

Not surprisingly our self-adhesive tiles remain our best-selling product; after all, the building roofs are often the most prominent feature of a layout as the models are usually seen from above. Malcolm Graves made an excellent job of upgrading this "off-the-shelf" card kit with our diamond tiles and our decorative ridges.

> [Link to online shop - TT scale Tiles](#) >


> [Link to online shop - N scale Tiles](#) >

Adrian Fulcher suggested we add bonnet hip tiles to our standard range of roof slates and tiles. He used off-cuts left over after tiling his Felixstowe Town station model to create his corner tiles.



> [Link to 00 scale Tiles and Ridges](#) >

Following a request from Nick Anderton to make fleur-de-lys ridge tiles for his Crewkerne Station model we've also added these to our range of tiles in 0 and 00-scales.



[> Link to 0 scale Tiles and Ridges >](#)



John Kipps has used various styles of our slates, tiles, shingles and decorative ridges for his house portraits. During the pandemic he decided to build a 3D house portrait of a townhouse in Hove, in which he has a flat. This first model was done at a scale of 1:50, but nonetheless our roof slates in 0-Gauge worked really well. After more than 100 hours, and a great deal of plastic strip being super-glued to his hands, he finished the model.

Friends were impressed, resulting in a steady stream of commissions for house portraits, using parts from our range of 0-gauge architectural components.

"Having retired as a Headteacher last summer, I find this new hobby very enjoyable (and sometimes challenging, given my big hands and poor eyesight!) as well, of course, as keeping me productively engaged!" John

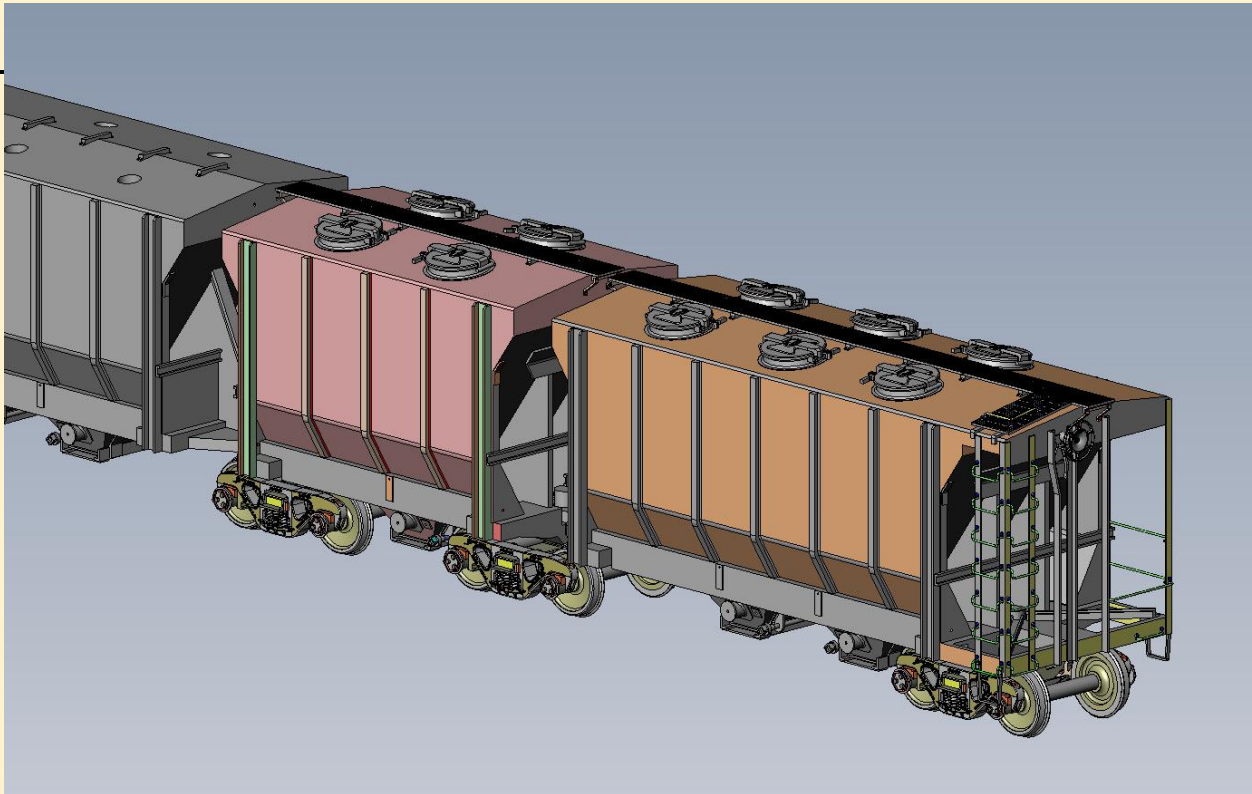
The Cementipede

John Armstrong imagineered a 200-ton articulated covered hopper for his proto-freelanced Canandaigua Southern. He named the car the “Cementipede” after its articulated-multi-truck construction and its cement lading. John designed the model using prototype practices. He then built a model of the car in O scale. The finished model elicited considerable buzz in the hobby, but John never published the plans or wrote an article about its construction.



Wit and Wisdom Models acquired John Armstrong’s original plans, project notes and photos, as well as the original Cementipede model. Working from these resources, Wit and Wisdom Models and Jim King of Smokey Mountain Model Works have developed a model of the Cementipede, never before available commercially.

Jim is a knowledgeable and experienced designer, and brings to the project great familiarity with prototype practices. He has tightened and updated some design aspects of John’s model, and has navigated a number of production challenges. Design is complete and the production of parts is underway. Here are is a CAD drawing for the car:



The model will be 3-D printed using a durable, quality resin, with detail parts to be separately applied. It will include two pair of Atlas 100-ton trucks and custom decals to allow the model to be lettered as John built it, with additional numbers in the same series. It can also be lettered for another road of the modeler's choice.

The model will be offered both assembled and in kit form. The model will only be offered in O scale at this time. Production in other scales is possible if there is sufficient interest. Production of the model will be limited to a single run of no more than 55, sequentially numbered. Kits should be available early in 2025. Assembled models will follow.

Several production questions are still open, so we are not ready to announce a final price. However, the models will not be inexpensive. Think of the kit price-wise as three O scale resin box cars (one for each of the three body units), triple the detail parts, plus two pair of trucks. Assembled models will be priced at approximately the difference between three resin box car kits and three assembled, painted models.

We will be reporting progress on a regular basis through our website and email list. To receive updates and reservation information, click on our ad (Wit and Wisdom Models) or go directly to <https://wit-and-wisdom-models.com/>. To be added to our Cementipede Reservation and Interest list, please fill out this Google Form by clicking here.

Thanks for hanging in with us. Reach out with questions. Tell your friends about the model. This will be a one-shot deal; don't be left behind.

David Vaughn
Wit and Wisdom Models
witandwisdommodels@gmail.com

BERKSHIRE VALLEY

Dentistry Wagons roamed the countryside bringing dental hygiene to the rural population. This kit is another of our quality foreground models constructed of white metal and laser cut wood. Included in the kit is the tooth and stairs. Figure is not included. Requires assembly and painting. Drivers No. 297-99 & Horses No. 280-293 available separately **(Not included)**.



Kit No. 273 - \$30.00

PayPal, c.c. or check accepted

<https://berkshirevalleymodels.com/product/273-dentistry-wagon-o-scale/>

www.berkshirevalleymodels.com

ORESOURCE

THE

SCALE

NEWS, REVIEWS, INFORMATION TO USE
We're putting the "modeling" back
in Model Railroading!



The O Scale Resource Magazine is the only bi-monthly magazine dedicated to everything 2 rail O scale. Whether you model O standard, P-48, narrow gauge or other 1/48 scale modeling we have you covered.

It's free to read and download!

<https://oscaleresource.com>

MODEL RAILROAD RESOURCE LLC O AND S SCALE RESIN PARTS



BUDA No. 30 Clamp Type Steel Bumping Post

The Buda No. 30 track bumper was used on North American railroads. They could be found all over, on customer sidings, yards and more. Our kit includes the clamping parts to attach to the rail. Designed for code 100 track, however, larger codes may be used by removing or filing the pieces. Once glued and ballasted in place you will not notice the difference.

Parts come on supports and will need to be carefully cut. We always recommend a good sprue cutter for this. Some minor sanding may be required. Parts come unpainted.

\$8.95

See all or fine products at:

<https://modelrailroadresource.com/WP/>

Piedmont Junction 2024 Convention Roundup

By Bob Bridges

The Mid-Eastern Region of the National Model Railroad Association held its annual convention October 17-20 in Durham, NC. Hosted by the Carolina Piedmont Division of the MER, Piedmont Junction 2024 was a celebration of the extensive railroad history and vibrant model railroad community in central North Carolina. Almost 200 attendees were treated to a wide variety of activities and educational opportunities related to model and prototype railroading.

There were 43 clinics, including 14 delivered by Master Model Railroaders, covering topics from layout planning and scenery techniques to 3D printing and layout electronics. Twenty-five home and club layouts were open to visitors and 10 layouts hosted operating sessions for attendees.




Keith Iritsky demonstrates scenery techniques using XPS rigid insulation foam

A big hit for convention goers were prototype and manufacturer tours including the New Hope Valley Railway, Tichy Train Group and the Aberdeen & Rockfish Railroad headquarters and locomotive servicing facility.



Instructor Jim Fisher helps Tim Palmer (right) during the hands-on Making Pine Trees clinic

Many quality models were entered for evaluation for NMRA Achievement Program recognition and awards were presented to the top models in a variety of categories.



Carolina Piedmont Division member Marty Steele photographs an on-line structure model made by Neil Blumenkopf

Other convention activities included a Company Store and raffle for attendees to buy, sell and win merchandise and an operating T-TRAK layout.

Piedmont Junction attendees operate the TTRAK layout

Finally, the event was topped off by a Carolina barbeque awards banquet, which featured Carl Hollowell, President of the Aberdeen & Rockfish Railroad Company as keynote speaker.



All attendees left the convention inspired and full of the fellowship of spending four days with fellow model railroaders.

NMRA Vice-President Rick Coble leads a discussion about current activities at the national organization as the NMRA prepares to celebrate its 90th anniversary in 2025.

Reaching Applicants for the NTM Scholarship – Getting the Word Out!

Every reader of this newsletter can help get applicants for our scholarships both at their local HS and college levels. Promoting scholarship availability and reaching out to college students can be done through various effective methods. Here are some suggestions:

1. **College Websites:** Contact the administration or career services departments of various colleges and universities, asking them to include your scholarship opportunity on their websites or scholarship portals. This will ensure visibility to a large number of students.
2. **Social Media:** Utilize social media platforms, such as Facebook, Twitter, Instagram, and LinkedIn, to share information about your scholarship. Create visually appealing posts and encourage students to share the information with their peers.
3. **Email Campaigns:** Obtain email lists from colleges and universities, targeting students who fit the eligibility criteria for your scholarship. Send out personalized emails offering information on the scholarship, application process, and deadlines.
4. **College Fairs and Events:** Participate in college fairs and events to directly interact with students. Set up a booth or table where you can provide brochures, answer questions, and raise awareness about your scholarship opportunity.
5. **Campus Ambassadors:** Collaborate with student organizations or campus ambassadors from different colleges to help promote your scholarship. These students can serve as brand ambassadors, spreading the word about your program among their peers.
6. **Press Releases:** Draft and distribute press releases to local and national media outlets to generate wider awareness about your scholarship program. This can attract attention from a broader audience, including potential applicants.
7. **Online Scholarship Databases:** Register your scholarship on popular scholarship search platforms, such as Fastweb, Scholarships.com, or College Board's Scholarship Search. These platforms are frequently used by students searching for financial aid opportunities.

Remember to include clear instructions on how students can apply, including any required documents and deadlines. Make the application process straightforward and easily accessible to maximize student engagement with your scholarship opportunity.



Please Continue to Help Our Next Generation of Model Railroaders by Donating to our 2025 Scholarship Program

We are currently soliciting donations in 2024 for our next year's scholarships and are hopeful we will exceed our 2023 donation level and be able to offer even more than 3 scholarships in 2025. As a registered 501(c)(3) non-profit corporation, your donation to the scholarship is tax deductible as allowed by law. We will be accepting applications for our 2025 Scholarship awards January 1, 2025 through July 1, 2025.

We will announce by December 31, 2024 the amount and number of scholarships available in 2025. The 2025 Scholarship application will be available on our website: <https://newtracksmodeling.com/>

The New Tracks Mentoring, Inc., grants Scholarships to eligible HS graduates who will be, or are currently pursuing a STEAM (Science, Technology, Engineering, Arts or Math) program at a two-year or four-year college, or university or an accredited technical school. Our scholarships are paid directly to the school in the Student's name and can be used for any fee owed to the school, including room, board, or other school fees such as stuff bought at the school's bookstore.

The Officers of the non-profit Corporation are: Jim Kellow, MMR President, Bob Davidson, Vice President, Phil Edholm, Secretary, Tom Farrell, Treasurer, and Jeffery Jordan, Attorney.

The simplest way for individuals or Corporations to donate is to use Zeffy. We chose Zeffy as they insure that 100% of your contribution goes to our scholarship. There are no processing or administration fees. To use Zeffy, please click → [here!](#)



If you wish to make a contribution by check, please make the check payable to: **New Tracks Mentoring, Inc.**, and mail it to:

**New Tracks Modeling Mentoring Scholarship
c/o Tom Farrell
2026 W. Stanton Ct.
Bloomington, IN 47404**

At the DARE Model Railroad Club



At the Central New York train show





At the Neuse River Train Show, Raleigh, NC

As always, if you just want to talk or comment, or continue this discussion, please contact me at: jimkellow@newtracksmodeling.com

Or, join our Facebook group: New Tracks Modeling. We have over 900 modelers on our Facebook group and hope you join us.

Thanks for reading!

Happy Modeling,
Jim Kellow, MMR

All Aboard!

Tickets for **Happy Holiday Railway** at the Illinois Railway Museum are nearly gone! Only a few trips still have space available on our event dates:

November 29 and 30; December 1, 7, 8, 14, 15, 21, 22, and 23



Join Santa and his elves for a magical trip through the winter countryside and enjoy expansive holiday light displays on our museum grounds. Don't miss our new holiday light displays, including our daytime/nighttime holiday light exhibits in Barns 3 and 6.

Due to high demand, many trips have sold out. Don't miss out on this unforgettable experience!

[Reserve Your Seat Now](#)



New Tracks Modeling

A Hobby I Love

By Jim Kellow, MMR

Remember the old saying? “If you are doing what you love it doesn’t feel like work.” There is no question. We all need something to do in our retirement. The question for many people is “What do we do now?” In fact, I had a friend who named his company “WDWD.” Last I heard he was consulting on something or other!

Luckily for me I had the Model Railroad hobby I genuinely love that involves building models. As I look back, I have had both high and low points in my hobby, but am still convinced it is the greatest hobby in the world.

High points include finishing a model I am proud to say I built! Others are finding mentors, making great friends, helping others solve modeling problem, and giving back to others the knowledge I have gained about the hobby.

On the other hand, there have been some low points along the way. Two that immediately come to mind is having to start over from the beginning to build a model after making a dumb modeling mistake, and losing mentors and friends too soon. As I age, making construction mistakes is happening less often, thank goodness, while losing friends is happening too often.

Now that I am retired, I realize my hobby is even more important to my physical and mental health than ever before. Some might even say Model Railroading has become my *raison d'être*. They may be right!

For example, my days are busy working with talented volunteers on a variety of model railroading activities: Authoring articles in hobby publications and my local newspaper, hosting a weekly Zoom show, being President of our Florida nonprofit New Tracks Mentoring Inc. Scholarship Corporation, starting a monthly “New Tracks Modeling Observations” newsletter, running the New Tracks Modeling Facebook group, and even building some models for myself. I always seem to come up with another new idea to work on. This normally happens during coffee breaks, or waiting for glue or paint to dry.

For example, didn’t we just find out we are being visited by UFOs, or UAPs, or whatever they are called? If we are and they are piloted or carrying visitors I wonder how we can contact these visitors to see if they are interested in becoming a railroad modeler or can offer technological insights into our hobby to help improve our modeling? I would sure like to find out! Wouldn’t you? I wonder if Elon Musk, the owner of “X” could offer advice on a communication channel to reach them? I had to pause here until my wife regained her composure and stopped laughing. I am still looking for Mr. Musk’s telephone number so I will have to continue this discussion later.

I currently spend 8-12 hours a day, 7 days a week working on my hobby’s efforts, and loving every minute. My wife wants me to cut back quite a bit. She is right and I should spend more time with her, but I just noticed that YouTube is offering a streaming TV channel. Maybe we can

get our New Tracks Modeling Live Zoom shows offered on their new YouTube TV channel? But this I will leave for others to do.

My final wish and my heartfelt hope and prayer is that you, the modelers who read this article will give your continued support and help to the team of modelers I have asked to assume the burden of taking on the responsibility for continuing our New Tracks Modeling activities as you have given to me all these years.

The main question I always wanted asked about me and New Tracks Modeling is, “What is that 85-year-old guy going to do next?” I consider such a question an honor and acknowledgment I must be doing something right! Remember, “If you love what you are doing it is not work.” It’s also great fun to keep people guessing about what you are up to!

Thank you for reading this far. Until next time please “Help Keep Model Railroading and New Tracks Modeling Great” and keep modeling what you love. To reach me, my email is still: jimkellow@newtracksmodeling.com



Ever been to South Africa to take a Bucket List Train trip? My imaginary trip was just published (11/22/2024) in the Citrus County Chronicle newspaper. Here is a link for the article.

Page 1 https://www.chronicleonline.com/edition/page-a3/page_3f58ff77-0fc0-559c-990a-82034f303c3c.html

Page 2 https://www.chronicleonline.com/edition/page-a5/page_3fa521cf-9f5e-5ce3-a8e4-0dad924107c7.html

HOW *WEE WILLIE KEELER* HELPED US BUILD A TRAIN SHOW

Jim Kellow (founder of the STEAM Scholarship program) called me recently to ask if I might say a few words about our train show: “The Great Scale Model Train Show” of Baltimore.

Pondering what I might say that could be of any possible interest to readers of this newsletter, my mind drifted to baseball, owing to the recent conclusion of the World Series, for I was still dancing with joy at the outcome.



Wee Willie (so-called because he was a tiny guy) was a very productive hitter in his day; somewhat of a phenomenon, in fact. When asked what advice he had for aspiring players, he famously said “*Keep your eye clear, and hit 'em where they ain't.*”

My partner Mike and I were inspired by this advice when we bought The Great Scale Model Train Show from its original owners, Howard Zane and Ken Young, 10 years ago. So it was that we sought to produce a show that would be tangibly different from others. We hoped to occupy a unique space in the minds of exhibitors and attendees alike. We were likewise motivated by many nervous dealers who reminded us, “we are all in this together.”

New owners John Scott Geare and Michael Joseph Militello; who are they, really? Really, nobodies. No special identity with train shows; no fame as modelers; no one knew who we were or what we would do. Like Wee Willie, we were “small” especially in the shadow of Howard Zane.

But it gradually dawned on us that what we had was not so much a business proposition as it was -or could become- a *community*, a *tribe*; “all in this together.” And so, from that point forward, everything we did was tested against the question, “Will this advance the agenda to create community?” Some of what we did, while well-intentioned, was comically wrong or just plain clumsy.

What *did work* was following Wee Willie’s advice: hit ‘em where they ain’t. So we offered services and benefits not found elsewhere in the train show world. I won’t go down the list here; if you want to know more, see our new website (<https://sites.google.com/view/greatscalemodeltrainshow/home>).

The overarching realization for us has been that the train show *itself* is a member of a *yet larger community*: you good folks, rail modelers and modelers of all kinds, as individuals, as organizations. If that is true, (it is true) then it means that we, and others like us, have a responsibility to contribute to the growth and good health of that larger community.

This we attempt to do by sponsorship and material support of Jim’s scholarship program. It is good for the kids, good for the hobby, good for everyone. Like Wee Willie, Jim hits ‘em where they ain’t. Looks like a home run, to us, and we are happy to be a part of it.

Mike Scott



www.gsmts.com

PROUD SPONSOR OF *The*

NEW TRACKS

MODELING

**STEAM SCHOLARSHIP
PROGRAM**